

anti- KIF3A antibody

Product Information

Catalog No.:	FNab04563
Size:	100µg
Form:	liquid
Purification:	Immunogen affinity purified
Purity:	≥95% as determined by SDS-PAGE
Host:	Rabbit
Clonality:	polyclonal
Clone ID:	None
IsoType:	IgG
Storage:	PBS with 0.02% sodium azide and 50% glycerol pH 7.3, -20°C for 12 months (Avoid repeated freeze / thaw cycles.)

Background

Microtubule-based anterograde translocator for membranous organelles.Plus end-directed microtubule sliding activity in vitro. Plays a role in primary cilia formation(By similarity).

Immunogen information

Immunogen:	kinesin family member 3A
Synonyms:	KIF3
Observed MW:	80 kDa
UniprotID :	Q9Y496

Application

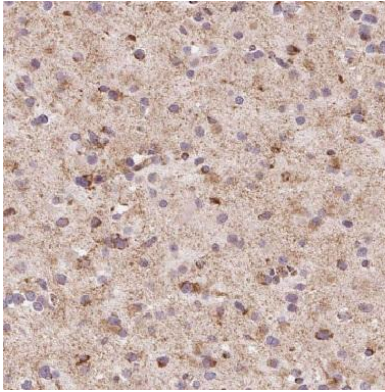
Reactivity:	Human, Mouse
Tested Application:	ELISA, WB, IHC, IP
Recommended dilution:	WB: 1:500-1:2000; IP: 1:200-1:1000; IHC: 1:20-1:200
Image:	

Wuhan Fine Biotech Co., Ltd.

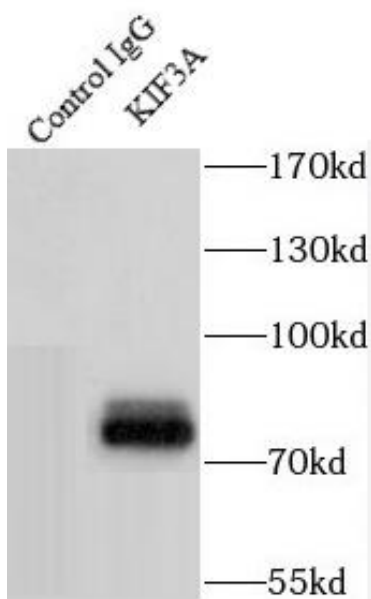
B9 Bld, High-Tech Medical Devices Park, No. 818 GaoxinAve.East Lake High-Tech Development Zone.Wuhan, Hubei, China(430206)

Tel : (0086)027-87384275


Fax: (0086)027-87800889 www.fn-test.com



Immunohistochemistry of paraffin-embedded human gliomas using FNab04563(KIF3A antibody) at dilution of 1:100



IP Result of anti-KIF3A (IP:FNab04563, 4ug; Detection:FNab04563 1:500) with mouse brain tissue lysate 8000ug.



mouse brain tissue were subjected to SDS PAGE followed by western blot with FNab04563(KIF3A Antibody) at dilution of 1:1000