

anti- Kallikrein 1 antibody

Product Information

Catalog No.:	FNab04456
Size:	100µg
Form:	liquid
Purification:	Immunogen affinity purified
Purity:	≥95% as determined by SDS-PAGE
Host:	Rabbit
Clonality:	polyclonal
Clone ID:	None
IsoType:	IgG
Storage:	PBS with 0.02% sodium azide and 50% glycerol pH 7.3, -20°C for 12 months (Avoid repeated freeze / thaw cycles.)

Immunogen information

Immunogen:	kallikrein 1
Synonyms:	None
Observed MW:	48kd
Uniprot ID :	P06870

Application

Reactivity:	Human
Tested Application:	ELISA, WB, IHC, IP
Recommended dilution:	WB: 1:500-1:1000; IP: 1:500-1:1000 ; IHC: 1:20-1:200
Image:	

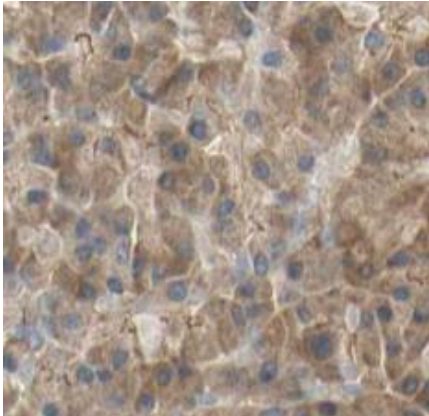
Wuhan Fine Biotech Co., Ltd.

B9 Bld, High-Tech Medical Devices Park, No. 818 Gaoxin Ave. East Lake High-Tech Development Zone. Wuhan, Hubei, China(430206)


Tel : (0086)027-87384275

Fax: (0086)027-87800889


www.fn-test.com



Immunohistochemistry of paraffin-embedded human pancreas cancer using FNab04456(KLK1 antibody) at dilution of 1:100



IP Result of anti-Kallikrein 1 (IP:FNab04456, 4ug; Detection:FNab04456 1:500) with BxPC-3 cells lysate 1520ug.



A375 cells were subjected to SDS PAGE followed by western blot with FNab04456(KLK1 antibody) at dilution of 1:500

Wuhan Fine Biotech Co., Ltd.

B9 Bld, High-Tech Medical Devices Park, No. 818 Gaoxin Ave. East Lake High-Tech Development Zone. Wuhan, Hubei, China(430206)

Tel : (0086)027-87384275

Fax: (0086)027-87800889

www.fn-test.com