

## anti- Integrin alpha-3 antibody

### Product Information

Catalog No.:	FNab04344
Size:	100µg
Form:	liquid
Purification:	Immunogen affinity purified
Purity:	≥95% as determined by SDS-PAGE
Host:	Rabbit
Clonality:	polyclonal
IsoType:	IgG
Storage:	PBS with 0.02% sodium azide and 50% glycerol pH 7.3, -20°C for 12 months (Avoid repeated freeze / thaw cycles.)

### Background

ITGA3, also named as MSK18, CD49c, GAPB3 and FRP-2, belongs to the integrin alpha chain family. It can be cleaved into heavy chain(840aa) and light chain(176aa). This antibody can recognize the heavy chain.

### Immunogen information

Immunogen:	integrin, alpha 3
Synonyms:	CD49C, FRP 2, Galactoprotein B3, GAP B3, GAPB3, Integrin alpha 3, ITGA3, MSK18, VCA 2, VL3A, VLA 3 subunit alpha, VLA3a
Observed MW:	120 kDa
Uniprot ID :	P26006

### Application

Reactivity:	Human, Mouse, Rat
Tested Application:	ELISA, WB, IF, IP
Recommended dilution:	WB: 1:500-1:1000; IP: 1:500-1:1000; IF: 1:20-1:200
Image:	

1

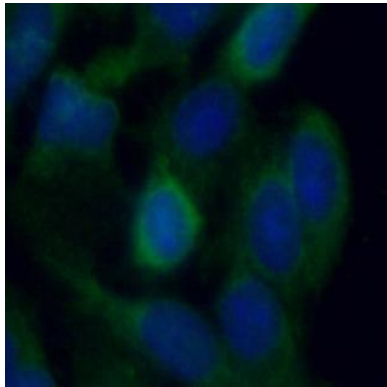
### Wuhan Fine Biotech Co., Ltd.

B9 Bld, High-Tech Medical Devices Park, No. 818 Gaoxin Ave. East Lake High-Tech Development Zone. Wuhan, Hubei, China(430206)

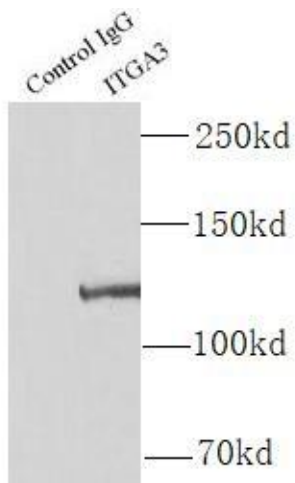
Tel : (0086)027-87384275

Fax: (0086)027-87800889

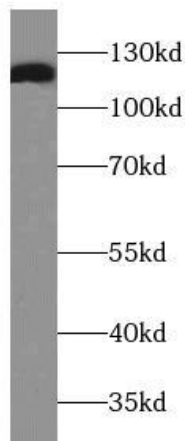
[www.fn-test.com](http://www.fn-test.com)



Immunofluorescent analysis of A549 cells using FNab04344(ITGA3 antibody) at dilution of 1:50 and Alexa Fluor 488-conjugated Goat Anti-Rabbit IgG(H+L)



IP Result of anti-ITGA3 (IP: FNab04344, 4ug; Detection: FNab04344 1:500) with PC-3 cells lysate 2000ug.



PC-3 cells were subjected to SDS PAGE followed by western blot with FNab04344(ITGA3 antibody) at dilution of 1:500