

---

## anti- IKZF2 antibody

### Product Information

Catalog No.:	FNab04205
Size:	100µg
Form:	liquid
Purification:	Immunogen affinity purified
Purity:	≥95% as determined by SDS-PAGE
Host:	Rabbit
Clonality:	polyclonal
Clone ID:	None
IsoType:	IgG
Storage:	PBS with 0.02% sodium azide and 50% glycerol pH 7.3, -20°C for 12 months (Avoid repeated freeze / thaw cycles.)

### Background

Associates with Ikaros at centromeric heterochromatin.

### Immunogen information

Immunogen:	IKAROS family zinc finger 2(Helios)
Synonyms:	HELIOS, ZNFN1A2
Observed MW:	65 kDa
UniprotID :	Q9UKS7

### Application

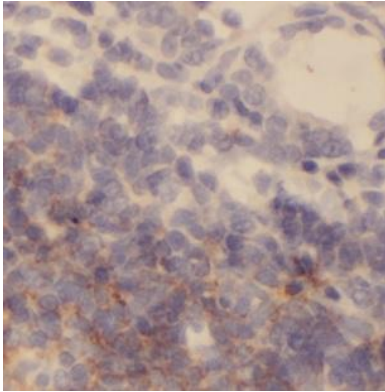
Reactivity:	Human, Mouse, Rat
Tested Application:	ELISA, WB, IHC, IP
Recommended dilution:	WB: 1:500-1:2000; IP: 1:200-1:1000; IHC: 1:20-1:200
Image:	

### Wuhan Fine Biotech Co., Ltd.

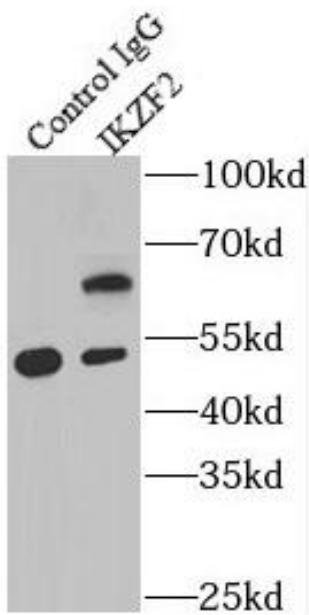
B9 Bld, High-Tech Medical Devices Park, No. 818 GaoxinAve. East Lake High-Tech Development Zone. Wuhan, Hubei, China(430206)

Tel : (0086)027-87384275


Fax: (0086)027-87800889 [www.fn-test.com](http://www.fn-test.com)



Immunohistochemistry of paraffin-embedded human lymphoma using FNab04205(IKZF2 antibody) at dilution of 1:100



IP Result of anti-IKZF2 (IP:FNab04205, 4ug; Detection:FNab04205 1:300) with Jurkat cells lysate 2400ug.



human placenta tissue were subjected to SDS PAGE followed by western blot with FNab04205(IKZF2 antibody) at dilution of 1:500