

anti-Ik β beta antibody

Product Information

Catalog No.:	FNab04199
Size:	100 μ g
Form:	liquid
Purification:	Immunogen affinity purified
Purity:	\geq 95% as determined by SDS-PAGE
Host:	Rabbit
Clonality:	polyclonal
Clone ID:	None
IsoType:	IgG
Storage:	PBS with 0.02% sodium azide and 50% glycerol pH 7.3, -20°C for 12 months (Avoid repeated freeze / thaw cycles.)

Background

The protein encoded by this gene belongs to the NF-kappa-B inhibitor family, which inhibit NF-kappa-B by complexing with, and trapping it in the cytoplasm. Phosphorylation of serine residues on these proteins by kinases marks them for destruction via the ubiquitination pathway, thereby allowing activation of the NF-kappa-B, which translocates to the nucleus to function as a transcription factor. Alternatively spliced transcript variants have been found for this gene.

Immunogen information

Immunogen:	nuclear factor of kappa light polypeptide gene enhancer in B-cells inhibitor, beta
Synonyms:	I kappa B beta, IkappaBbeta, IkB B, IkB beta, IKBB, NF kappa B inhibitor beta, NF kappa BIB, NFKBIB, TR interacting protein 9, TRIP9, TRIP9
Observed MW:	40 kDa
UniprotID :	Q15653

Application

Wuhan Fine Biotech Co., Ltd.

B9 Bld, High-Tech Medical Devices Park, No. 818 GaoxinAve. East Lake High-Tech Development Zone. Wuhan, Hubei, China(430206)

Tel : (0086)027-87384275

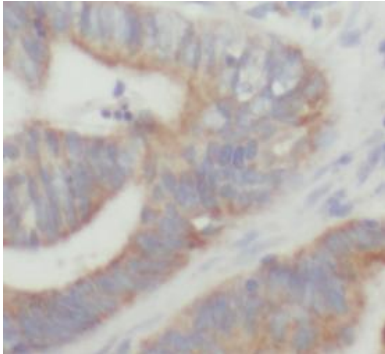
Fax: (0086)027-87800889 www.fn-test.com

Reactivity: Human, Mouse, Rat

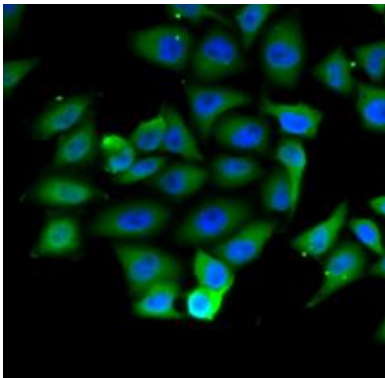
Tested Application: ELISA, WB, IHC, IF

Recommended dilution: WB: 1:500 - 1:2000; IHC: 1:50 - 1:200; IF: 1:50 - 1:200

Image:



Immunohistochemistry of paraffin-embedded human colon cancer using FNab04199(NFKB1B antibody) at dilution of 1:100



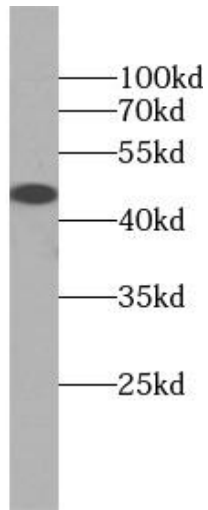
Immunofluorescence analysis of U2OS cells using FNab04199(NFKB1B antibody). Blue: DAPI for nuclear staining.

Wuhan Fine Biotech Co., Ltd.

B9 Bld, High-Tech Medical Devices Park, No. 818 GaoxinAve. East Lake High-Tech Development Zone. Wuhan, Hubei, China(430206)

Tel : (0086)027-87384275

Fax: (0086)027-87800889 www.fn-test.com



HeLa cells were subjected to SDS PAGE followed by western blot with FNab04199(NFKBIB antibody) at dilution of 1:1000

Wuhan Fine Biotech Co., Ltd.

B9 Bld, High-Tech Medical Devices Park, No. 818 GaoxinAve. East Lake High-Tech Development Zone. Wuhan, Hubei, China(430206)

Tel : (0086)027-87384275

Fax: (0086)027-87800889 www.fn-test.com