

anti- IFT88 antibody

Product Information

Catalog No.:	FNab04164
Size:	100µg
Form:	liquid
Purification:	Immunogen affinity purified
Purity:	≥95% as determined by SDS-PAGE
Host:	Rabbit
Clonality:	polyclonal
Clone ID:	None
IsoType:	IgG
Storage:	PBS with 0.02% sodium azide and 50% glycerol pH 7.3, -20°C for 12 months (Avoid repeated freeze / thaw cycles.)

Background

Involved in primary cilium biogenesis. Also involved in autophagy since it is required for trafficking of ATG16L and the expansion of the autophagosome compartment (By similarity).

Immunogen information

Immunogen:	intraflagellar transport 88 homolog (Chlamydomonas)
Synonyms:	TG737, TTC10
Observed MW:	88-95 kDa
UniprotID :	Q13099

Application

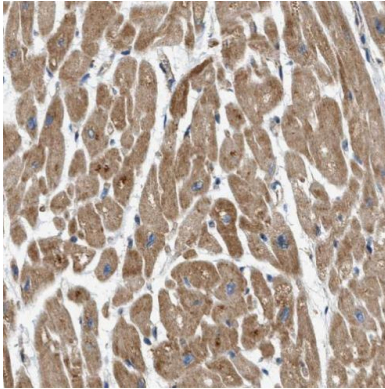
Reactivity:	Human, Mouse, Rat, Dog
Tested Application:	ELISA, WB, IP, IHC, IF
Recommended dilution:	WB: 1:200-1:2000; IP: 1:200-1:2000; IHC: 1:20-1:200; IF: 1:20-1:200
Image:	

Wuhan Fine Biotech Co., Ltd.

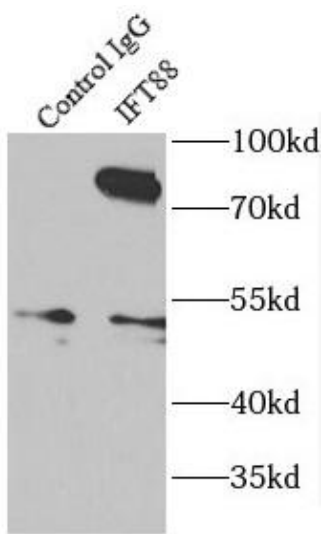
B9 Bld, High-Tech Medical Devices Park, No. 818 Gaoxin Ave. East Lake High-Tech Development Zone, Wuhan, Hubei, China (430206)

Tel : (0086)027-87384275

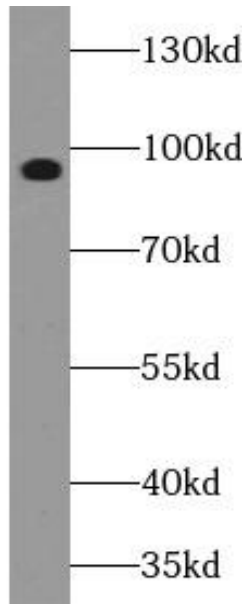
Fax: (0086)027-87800889 www.fn-test.com



Immunohistochemistry of paraffin-embedded human heart using FNab04164(IFT88 antibody) at dilution of 1:50



IP result of IFT88(FNab04164) from Dr. Corbit, Kevin. Knockout cells and WT cells.



HEK-293 cells were subjected to SDS PAGE followed by western blot with FNab04164(IFIT88 antibody) at dilution of 1:1000

Wuhan Fine Biotech Co., Ltd.

B9 Bld, High-Tech Medical Devices Park, No. 818 GaoxinAve. East Lake High-Tech Development Zone. Wuhan, Hubei, China(430206)

Tel : (0086)027-87384275

Fax: (0086)027-87800889 www.fn-test.com