

anti- HuR antibody

Product Information

Catalog No.:	FNab04080
Size:	100µg
Form:	liquid
Purification:	Immunogen affinity purified
Purity:	≥95% as determined by SDS-PAGE
Host:	Rabbit
Clonality:	polyclonal
Clone ID:	None
IsoType:	IgG
Storage:	PBS with 0.02% sodium azide and 50% glycerol pH 7.3, -20°C for 12 months (Avoid repeated freeze / thaw cycles.)

Immunogen information

Immunogen:	ELAV(embryonic lethal, abnormal vision, Drosophila)-like 1(Hu antigen R)
Synonyms:	ELAV like protein 1, ELAV1, ELAVL1, Hu antigen R, Hua, HuR, MeIG
Observed MW:	35kd
Uniprot ID :	Q15717

Application

Reactivity:	Human, Mouse, Rat, Zebrafish
Tested Application:	ELISA, WB, IF, IHC, FC, IP
Recommended dilution:	WB: 1:1000-1:4000; IP: 1:500-1:2000; IHC: 1:20-1:200; IF: 1:20-1:200
Image:	

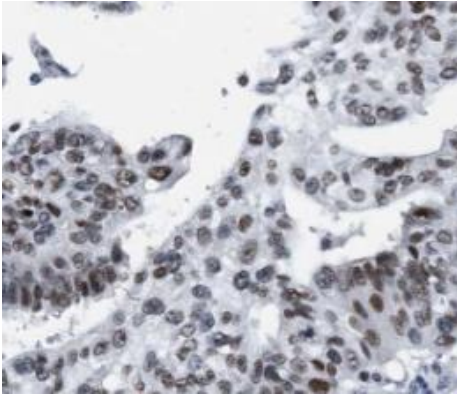
Wuhan Fine Biotech Co., Ltd.

B9 Bld, High-Tech Medical Devices Park, No. 818 Gaoxin Ave. East Lake High-Tech Development Zone. Wuhan, Hubei, China(430206)

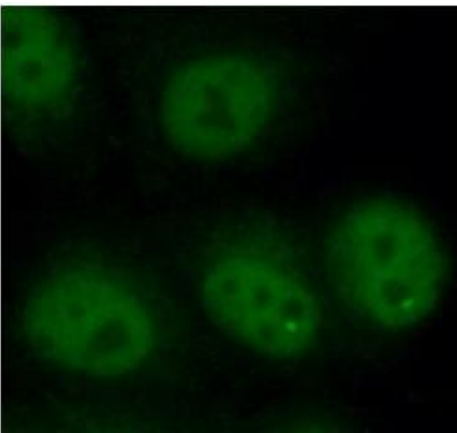
Tel : (0086)027-87384275

Fax: (0086)027-87800889

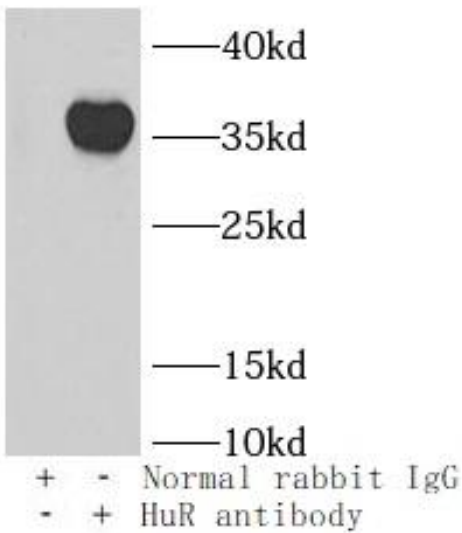
www.fn-test.com



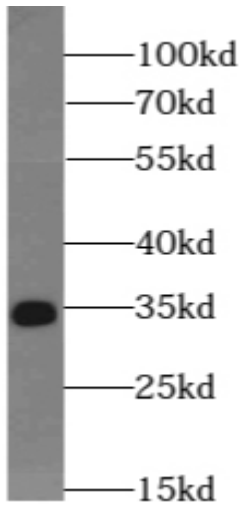
Immunohistochemistry of paraffin-embedded human ovary tumor slide using FNab04080(HuR Antibody) at dilution of 1:50



Immunofluorescent analysis of MCF-7 cells, using FNab04080(HuR antibody) at 1:50 dilution.



IP Result of anti-HuR (IP: FNab04080, 4ug; Detection: FNab04080 1:1000) with HEK-293 cells lysate 2000ug.



HEK-293 cells were subjected to SDS PAGE followed by western blot with FNab04080(HuR antibody) at dilution of 1:1000