

anti- HOXD13 antibody

Product Information

| | |
|---------------|---|
| Catalog No.: | FNab03986 |
| Size: | 100µg |
| Form: | liquid |
| Purification: | Immunogen affinity purified |
| Purity: | ≥95% as determined by SDS-PAGE |
| Host: | Rabbit |
| Clonality: | polyclonal |
| Clone ID: | None |
| IsoType: | IgG |
| Storage: | PBS with 0.02% sodium azide and 50% glycerol pH 7.3, -20°C for 12 months (Avoid repeated freeze / thaw cycles.) |

Background

Sequence-specific transcription factor which is part of a developmental regulatory system that provides cells with specific positional identities on the anterior-posterior axis.

Immunogen information

| | |
|--------------|--------------|
| Immunogen: | homeobox D13 |
| Synonyms: | HOX4I |
| Observed MW: | 38-40 kDa |
| UniprotID : | P35453 |

Application

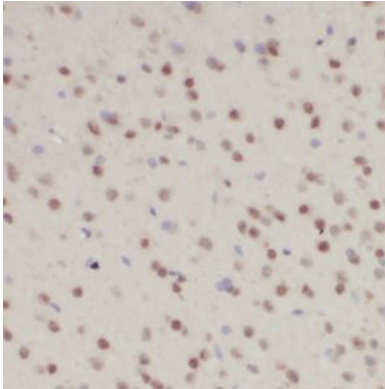
| | |
|-----------------------|---|
| Reactivity: | Human, Mouse, Rat |
| Tested Application: | ELISA, WB, IHC, IP |
| Recommended dilution: | WB: 1:500-1:2000; IP: 1:200-1:1000; IHC: 1:20-1:200 |
| Image: | |

Wuhan Fine Biotech Co., Ltd.

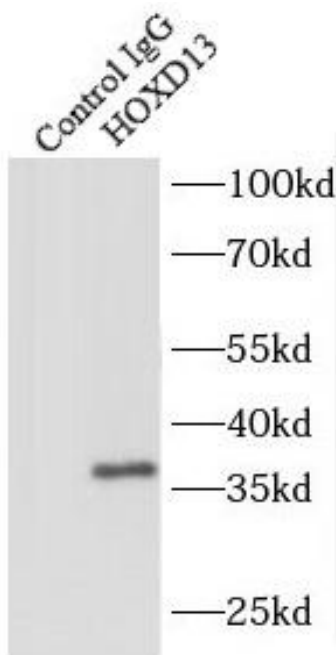
B9 Bld, High-Tech Medical Devices Park, No. 818 GaoxinAve. East Lake High-Tech Development Zone. Wuhan, Hubei, China(430206)

Tel : (0086)027-87384275

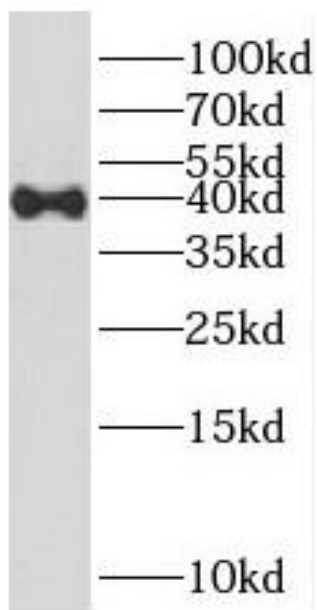
Fax: (0086)027-87800889 www.fn-test.com



Immunohistochemistry of paraffin-embedded human brain using FNab03986(HOXD13 antibody) at dilution of 1:100



IP Result of anti-HOXD13 (IP:FNab03986, 4ug; Detection:FNab03986 1:500) with A549 cells lysate 1600ug.



A549 cells were subjected to SDS PAGE followed by western blot with FNab03986(HOXD13 Antibody) at dilution of 1:300