

anti- HAS3 antibody

Product Information

Catalog No.:	FNab03760
Size:	100µg
Form:	liquid
Purification:	Immunogen affinity purified
Purity:	≥95% as determined by SDS-PAGE
Host:	Rabbit
Clonality:	polyclonal
Clone ID:	None
IsoType:	IgG
Storage:	PBS with 0.02% sodium azide and 50% glycerol pH 7.3, -20°C for 12 months (Avoid repeated freeze / thaw cycles.)

Background

The protein encoded by this gene is involved in the synthesis of the unbranched glycosaminoglycan hyaluronan, or hyaluronic acid, which is a major constituent of the extracellular matrix. This gene is a member of the NODC/HAS gene family. Compared to the proteins encoded by other members of this gene family, this protein appears to be more of a regulator of hyaluronan synthesis. Alternative splicing results in multiple transcript variants.

Immunogen information

Immunogen:	hyaluronan synthase 3
Synonyms:	HA synthase 3, HAS3, hyaluronan synthase 3, Hyaluronate synthase 3, Hyaluronic acid synthase 3
Observed MW:	73 kDa
UniprotID :	O00219

Application

Reactivity:	Human, Mouse, Rat
Tested Application:	ELISA, WB, IHC, IF

Wuhan Fine Biotech Co., Ltd.

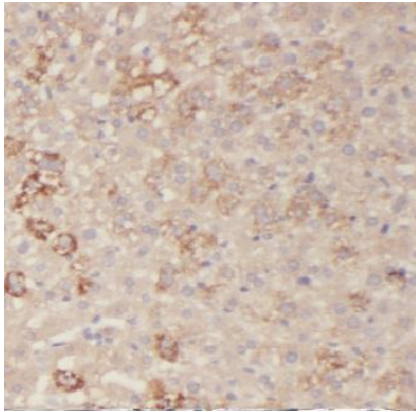
B9 Bld, High-Tech Medical Devices Park, No. 818 GaoxinAve. East Lake High-Tech Development Zone. Wuhan, Hubei, China(430206)

Tel : (0086)027-87384275

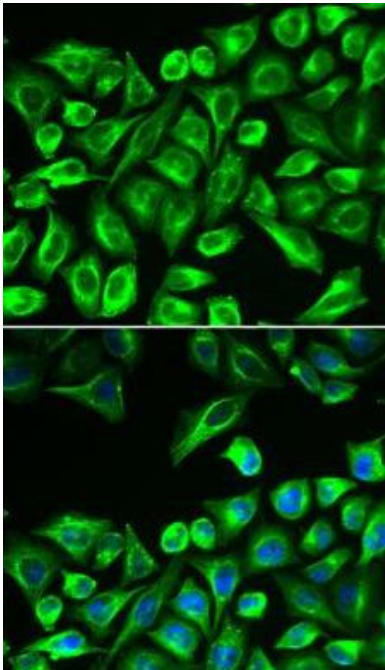
Fax: (0086)027-87800889 www.fn-test.com

Recommended dilution: WB: 1:500 - 1:2000; IHC: 1:50 - 1:200; IF: 1:50 - 1:200

Image:



Immunohistochemistry of paraffin-embedded human liver cancer using FNab03760(HAS3 antibody) at dilution of 1:50



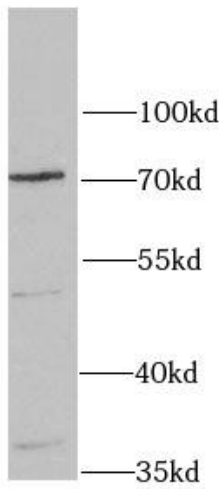
Immunofluorescence analysis of A549 cells using FNab03760(HAS3 antibody) at dilution of 1:100

Wuhan Fine Biotech Co., Ltd.

B9 Bld, High-Tech Medical Devices Park, No. 818 GaoxinAve. East Lake High-Tech Development Zone. Wuhan, Hubei, China(430206)

Tel : (0086)027-87384275

Fax: (0086)027-87800889 www.fn-test.com



SW480 cells were subjected to SDS PAGE followed by western blot with FNab03760(HAS3 Antibody) at dilution of 1:1000