

## anti- Haptoglobin antibody

### Product Information

Catalog No.:	FNab03755
Size:	100µg
Form:	liquid
Purification:	Immunogen affinity purified
Purity:	≥95% as determined by SDS-PAGE
Host:	Rabbit
Clonality:	polyclonal
Clone ID:	None
IsoType:	IgG
Storage:	PBS with 0.02% sodium azide and 50% glycerol pH 7.3, -20°C for 12 months (Avoid repeated freeze / thaw cycles.)

### Background

None

### Immunogen information

Immunogen:	haptoglobin
Synonyms:	BP, HAPT, Haptoglobin, HP, HP2 ALPHA 2, HPA1S
Observed MW:	42 kDa
Uniprot ID :	P00738

### Application

Reactivity:	Human, Mouse, Rat
Tested Application:	ELISA, WB, IHC, IP
Recommended dilution:	WB: 1:500-1:2000; IP: 1:500-1:1000; IHC: 1:20-1:200
Image:	

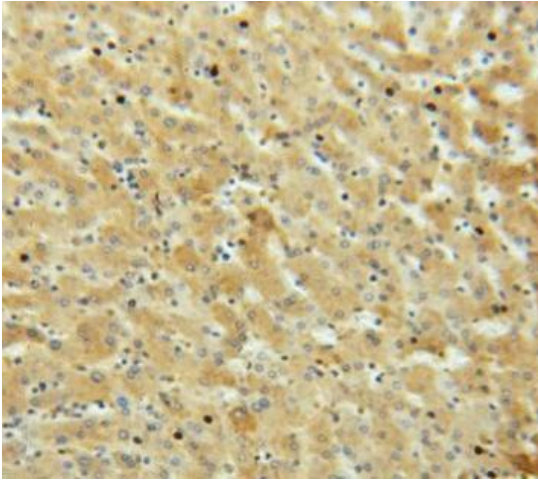
### Wuhan Fine Biotech Co., Ltd.

B9 Bld, High-Tech Medical Devices Park, No. 818 Gaoxin Ave. East Lake High-Tech Development Zone. Wuhan, Hubei, China(430206)

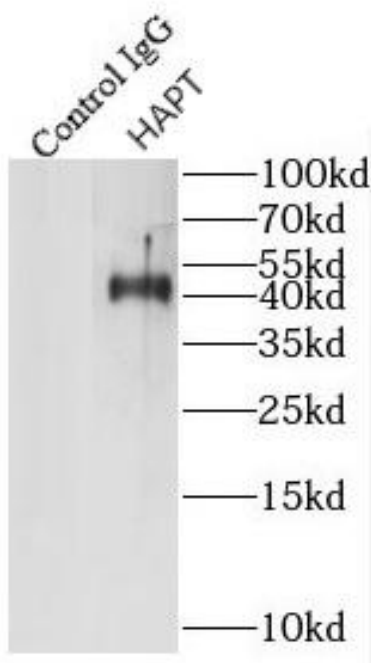
Tel : (0086)027-87384275

Fax: (0086)027-87800889

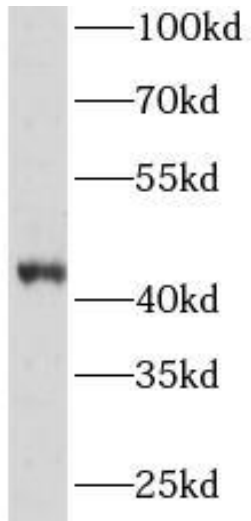
[www.fn-test.com](http://www.fn-test.com)



Immunohistochemistry of paraffin-embedded human liver using FNab03755(HP antibody) at dilution of 1:50



IP Result of anti-Haptoglobin (IP:FNab03755, 4ug; Detection:FNab03755 1:500) with HepG2 cells lysate 2000ug.



HEK-293 cells were subjected to SDS PAGE followed by western blot with FNab03755(HP antibody) at dilution of 1:500