

anti- GNB5 antibody

Product Information

Catalog No.:	FNab03543
Size:	100µg
Form:	liquid
Purification:	Immunogen affinity purified
Purity:	≥95% as determined by SDS-PAGE
Host:	Rabbit
Clonality:	polyclonal
Clone ID:	None
IsoType:	IgG
Storage:	PBS with 0.02% sodium azide and 50% glycerol pH 7.3, -20°C for 12 months (Avoid repeated freeze / thaw cycles.)

Background

Heterotrimeric guanine nucleotide-binding proteins(G proteins) function as transducers downstream of G protein-coupled receptors(GPCRs) in numerous signaling cascades. The alpha chain contains the guanine nucleotide binding site and alternates between an active, GTP-bound state and an inactive, GDP-bound state. The alpha subunit has a low GTPase activity that converts bound GTP to GDP, thereby terminating the signal. The beta and gamma chains are required for the GTPase activity, for replacement of GDP by GTP, and for G protein-effector interaction.

Immunogen information

Immunogen:	guanine nucleotide binding protein(G protein), beta 5
Synonyms:	None
Observed MW:	39-42 kDa
UniprotID :	O14775

Application

Reactivity:	Human, Mouse, Rat
-------------	-------------------

Wuhan Fine Biotech Co., Ltd.

B9 Bld, High-Tech Medical Devices Park, No. 818 GaoxinAve.East Lake High-Tech Development Zone.Wuhan, Hubei, China(430206)

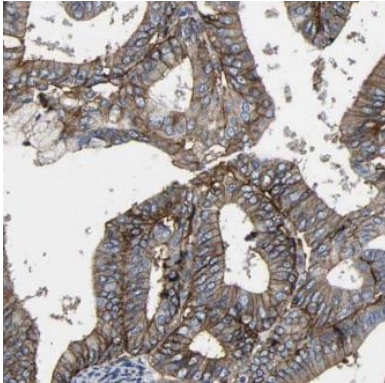
Tel : (0086)027-87384275

Fax: (0086)027-87800889 www.fn-test.com

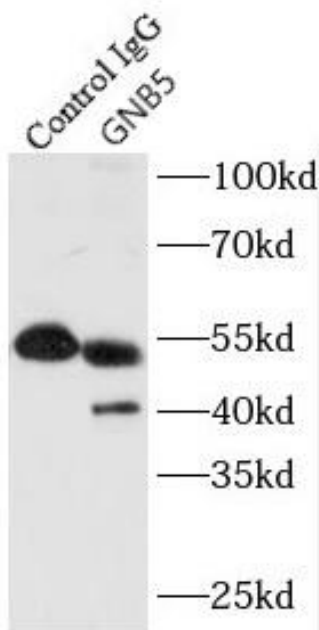
Tested Application: ELISA, WB, IHC, IP

Recommended dilution: WB: 1:500-1:2000; IP: 1:200-1:1000; IHC: 1:20-1:200

Image:



Immunohistochemistry of paraffin-embedded human ovary tumor using FNab03543(GNB5 antibody) at dilution of 1:100




IP Result of anti-GNB5 (IP:FNab03543, 4ug; Detection:FNab03543 1:500) with rat brain tissue lysate 4000ug.

Wuhan Fine Biotech Co., Ltd.

B9 Bld, High-Tech Medical Devices Park, No. 818 GaoxinAve. East Lake High-Tech Development Zone. Wuhan, Hubei, China(430206)

Tel : (0086)027-87384275

Fax: (0086)027-87800889 www.fn-test.com



mouse brain tissue were subjected to SDS PAGE followed by western blot with FNab03543(GNB5 antibody) at dilution of 1:1000

Wuhan Fine Biotech Co., Ltd.

B9 Bld, High-Tech Medical Devices Park, No. 818 GaoxinAve.East Lake High-Tech Development Zone.Wuhan, Hubei, China(430206)

Tel : (0086)027-87384275

Fax: (0086)027-87800889 www.fn-test.com