

anti- GLI3-Specific antibody

Product Information

Catalog No.:	FNab03478
Size:	100µg
Form:	liquid
Purification:	Immunogen affinity purified
Purity:	≥95% as determined by SDS-PAGE
Host:	Rabbit
Clonality:	polyclonal
Clone ID:	None
IsoType:	IgG
Storage:	PBS with 0.02% sodium azide and 50% glycerol pH 7.3, -20°C for 12 months (Avoid repeated freeze / thaw cycles.)

Background

None

Immunogen information

Immunogen:	GLI family zinc finger 3
Synonyms:	ACLS, GCPS, GLI family zinc finger 3, GLI3, PAP A, PAPA, PAPA1, PAPB, PHS, PPDIV, Zinc finger protein GLI3
Observed MW:	230kd
UniprotID :	P10071

Application

Reactivity:	Human, Mouse, Rat
Tested Application:	ELISA, WB, IF, IHC, FC, IP
Recommended dilution:	WB: 1:200-1:1000; IP: 1:200-1:1000; IHC: 1:20-1:200; IF: 1:10-1:100
Image:	

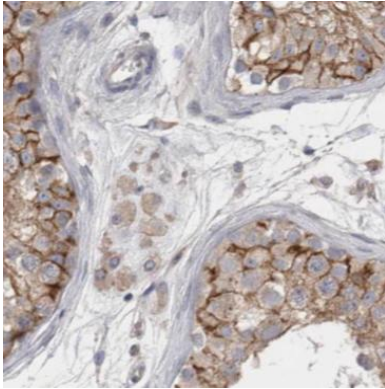
1

Wuhan Fine Biotech Co., Ltd.

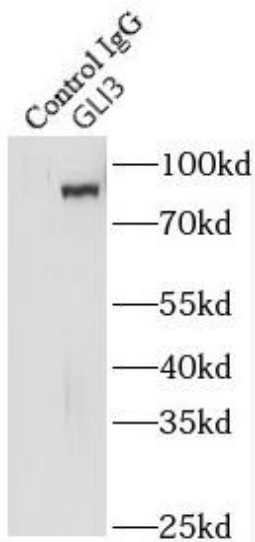
B9 Bld, High-Tech Medical Devices Park, No. 818 GaoxinAve. East Lake High-Tech Development Zone. Wuhan, Hubei, China(430206)

Tel : (0086)027-87384275


Fax: (0086)027-87800889 www.fn-test.com



Immunohistochemistry of paraffin-embedded human testis tissue slide using FNab03478 (GLI3-Specific Antibody) at dilution of 1:50



IP Result of anti-GLI3-Specific (IP:FNab03478, 4ug; Detection:FNab03478 1:300) with mouse lung tissue lysate 4000ug.



human placenta tissue were subjected to SDS
PAGE followed by western blot with
FNab03478(GLI3-Specific antibody) at dilution of
1:400

Wuhan Fine Biotech Co., Ltd.

B9 Bld, High-Tech Medical Devices Park, No. 818 GaoxinAve. East Lake High-Tech Development Zone. Wuhan,
Hubei, China(430206)

Tel : (0086)027-87384275

Fax: (0086)027-87800889 www.fn-test.com