

anti- GANP antibody

Product Information

Catalog No.:	FNab03340
Size:	100µg
Form:	liquid
Purification:	Immunogen affinity purified
Purity:	≥95% as determined by SDS-PAGE
Host:	Rabbit
Clonality:	polyclonal
Clone ID:	None
IsoType:	IgG
Storage:	PBS with 0.02% sodium azide and 50% glycerol pH 7.3, -20°C for 12 months (Avoid repeated freeze / thaw cycles.)

Background

None

Immunogen information

Immunogen:	minichromosome maintenance complex component 3 associated protein
Synonyms:	80 kDa MCM3 associated protein, GANP, KIAA0572, MAP80, MCM3AP, Protein GANP
Observed MW:	80 kDa
UniprotID :	O60318

Application

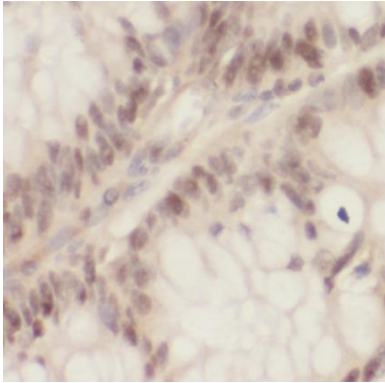
Reactivity:	Human, Mouse, Rat
Tested Application:	ELISA, WB, IHC, IF, IP
Recommended dilution:	WB: 1:200-1:1000; IP: 1:500-1:1000; IHC: 1:10-1:100; IF: 1:20-1:200
Image:	

Wuhan Fine Biotech Co., Ltd.

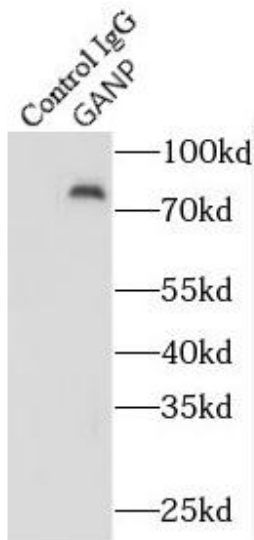
B9 Bld, High-Tech Medical Devices Park, No. 818 GaoxinAve. East Lake High-Tech Development Zone. Wuhan, Hubei, China(430206)

Tel : (0086)027-87384275


Fax: (0086)027-87800889 www.fn-test.com



Immunohistochemistry of paraffin-embedded human colon cancer using FNab03340(GANP antibody) at dilution of 1:50



IP Result of anti-GANP (IP:FNab03340, 4ug; Detection:FNab03340 1:500) with mouse brain tissue lysate 4000ug.



mouse brain tissue were subjected to SDS PAGE followed by western blot with FNab03340(GANP antibody) at dilution of 1:300