

anti- FOXO6 antibody

Product Information

Catalog No.:	FNab03205
Size:	100µg
Form:	liquid
Purification:	Immunogen affinity purified
Purity:	≥95% as determined by SDS-PAGE
Host:	Rabbit
Clonality:	polyclonal
Clone ID:	None
IsoType:	IgG
Storage:	PBS with 0.02% sodium azide and 50% glycerol pH 7.3, -20°C for 12 months (Avoid repeated freeze / thaw cycles.)

Background

Transcriptional activator.

Immunogen information

Immunogen:	forkhead box protein O6
Synonyms:	forkhead box protein O6, FOXO6
Observed MW:	70 kDa
Uniprot ID :	A8MYZ6

Application

Reactivity:	Human, Mouse, Rat
Tested Application:	ELISA, WB, IHC, IP
Recommended dilution:	WB: 1:500-1:1000; IP: 1:200-1:1000; IHC: 1:50-1:500
Image:	

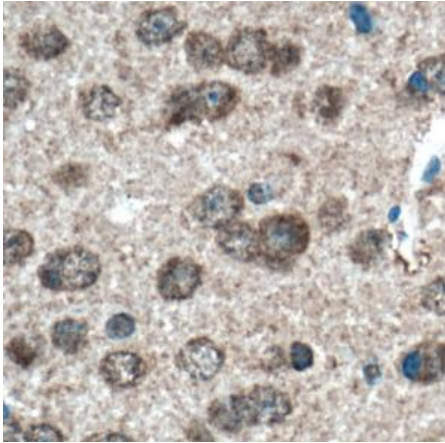
Wuhan Fine Biotech Co., Ltd.

B9 Bld, High-Tech Medical Devices Park, No. 818 Gaoxin Ave. East Lake High-Tech Development Zone. Wuhan, Hubei, China(430206)

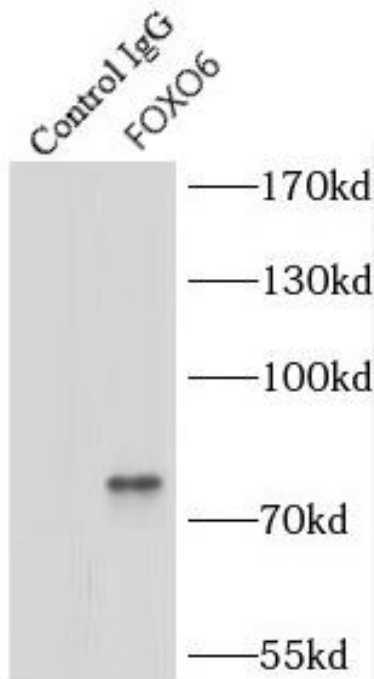
Tel : (0086)027-87384275

Fax: (0086)027-87800889

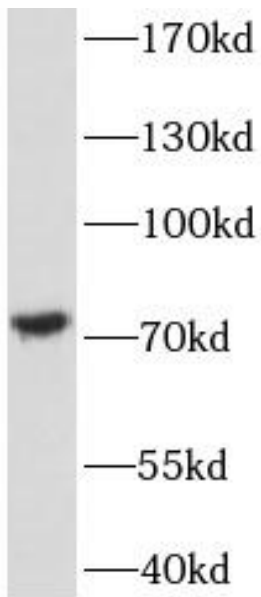
www.fn-test.com



Immunohistochemistry of paraffin-embedded human brain using FNab03205(FOXO6 antibody) at dilution of 1:50



IP Result of anti-FOXO6 (IP:FNab03205, 3ug; Detection:FNab03205 1:300) with mouse brain tissue lysate 4000ug.



mouse brain tissue were subjected to SDS PAGE followed by western blot with FNab03205(FOXO6 antibody) at dilution of 1:500