

anti- FH antibody

Product Information

Catalog No.:	FNab03106
Size:	100µg
Form:	liquid
Purification:	Immunogen affinity purified
Purity:	≥95% as determined by SDS-PAGE
Host:	Rabbit
Clonality:	polyclonal
Clone ID:	None
IsoType:	IgG
Storage:	PBS with 0.02% sodium azide and 50% glycerol pH 7.3, -20°C for 12 months (Avoid repeated freeze / thaw cycles.)

Background

Also acts as a tumor suppressor.

Immunogen information

Immunogen:	fumarate hydratase
Synonyms:	FH, Fumarase, fumarate hydratase, HLRCC, LRCC, MCL, MCUL1
Observed MW:	50 kDa
Uniprot ID :	P07954

Application

Reactivity:	Human, Mouse, Rat
Tested Application:	ELISA, WB, IHC, IF, FC, IP
Recommended dilution:	WB: 1:500-1:2000; IP: 1:500-1:2000; IHC: 1:20-1:200; IF: 1:10-1:100
Image:	

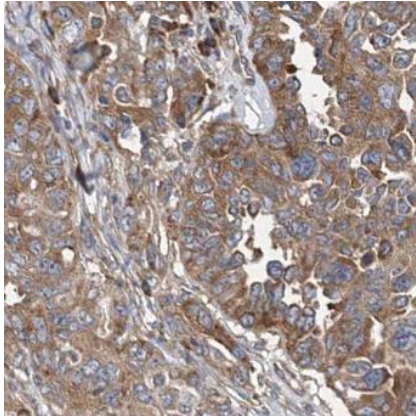
Wuhan Fine Biotech Co., Ltd.

B9 Bld, High-Tech Medical Devices Park, No. 818 Gaoxin Ave. East Lake High-Tech Development Zone. Wuhan, Hubei, China(430206)

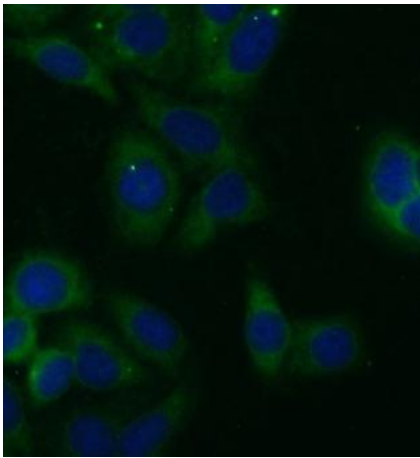
Tel : (0086)027-87384275

Fax: (0086)027-87800889

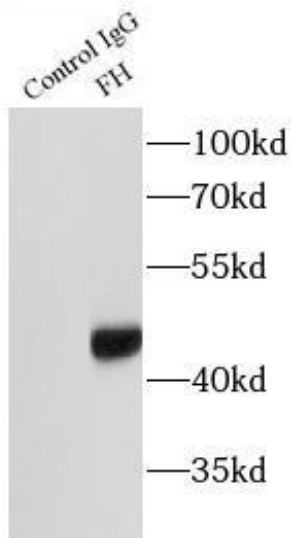
www.fn-test.com



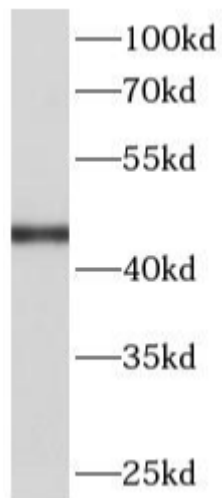
Immunohistochemistry of paraffin-embedded human ovary tumor using FNab03106(FH antibody) at dilution of 1:50



Immunofluorescent analysis of HepG2 cells using FNab03106 (FH antibody) at dilution of 1:25 and Alexa Fluor 488-conjugated Goat Anti-Rabbit IgG(H+L)



IP Result of anti-FH (IP: FNab03106, 4ug; Detection: FNab03106 1:1000) with HepG2 cells lysate 2000ug.



HeLa cells were subjected to SDS PAGE followed by western blot with FNab03106(FH antibody) at dilution of 1:1000

Wuhan Fine Biotech Co., Ltd.

B9 Bld, High-Tech Medical Devices Park, No. 818 Gaoxin Ave. East Lake High-Tech Development Zone. Wuhan, Hubei, China(430206)

Tel : (0086)027-87384275

Fax: (0086)027-87800889

www.fn-test.com