

anti- FDX1 antibody

Product Information

Catalog No.:	FNab03066
Size:	100µg
Form:	liquid
Purification:	Immunogen affinity purified
Purity:	≥95% as determined by SDS-PAGE
Host:	Rabbit
Clonality:	polyclonal
IsoType:	IgG
Storage:	PBS with 0.02% sodium azide and 50% glycerol pH 7.3, -20°C for 12 months (Avoid repeated freeze / thaw cycles.)

Background

This gene encodes a small iron-sulfur protein that transfers electrons from NADPH through ferredoxin reductase to mitochondrial cytochrome P450, involved in steroid, vitamin D, and bile acid metabolism. Pseudogenes of this functional gene are found on chromosomes 20 and 21.

Immunogen information

Immunogen:	ferredoxin 1
Synonyms:	Adrenal ferredoxin, Adrenodoxin, mitochondrial, ADX, FDX, FDX1, ferredoxin 1, Hepatoredoxin, LOH11CR1D
Observed MW:	14 kDa
Uniprot ID :	P10109

Application

Reactivity:	Human, Mouse, Rat
Tested Application:	ELISA, WB, IHC, IF
Recommended dilution:	WB: 1:200 - 1:500; IHC: 1:50 - 1:200; IF: 1:50 - 1:100
Image:	

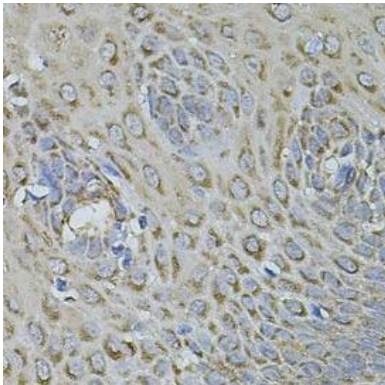
Wuhan Fine Biotech Co., Ltd.

B9 Bld, High-Tech Medical Devices Park, No. 818 Gaoxin Ave. East Lake High-Tech Development Zone. Wuhan, Hubei, China(430206)

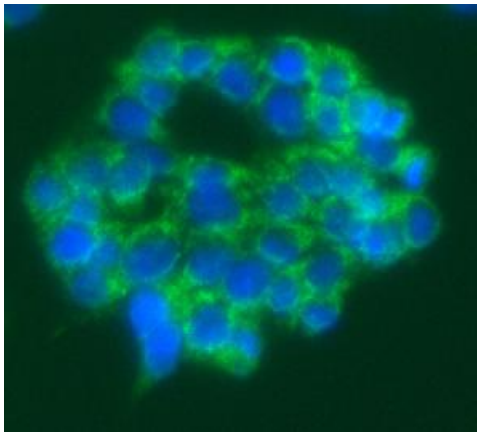
Tel : (0086)027-87384275

Fax: (0086)027-87800889


www.fn-test.com



Immunohistochemistry of paraffin-embedded human esophagus using FNab03066(FDX1 antibody) at dilution of 1:50



Immunofluorescent analysis of HepG2 cells using FNab03066 (FDX1 antibody) at dilution of 1:25 and FITC-conjugated Goat Anti-Rabbit IgG



HepG2 cells were subjected to SDS PAGE followed by western blot with FNab03066(FDX1 antibody) at dilution of 1:1000

Wuhan Fine Biotech Co., Ltd.

B9 Bld, High-Tech Medical Devices Park, No. 818 Gaoxin Ave. East Lake High-Tech Development Zone. Wuhan, Hubei, China(430206)

Tel : (0086)027-87384275

Fax: (0086)027-87800889

www.fn-test.com