

anti- FBXO7 antibody

Product Information

Catalog No.:	FNab03049
Size:	100µg
Form:	liquid
Purification:	Immunogen affinity purified
Purity:	≥95% as determined by SDS-PAGE
Host:	Rabbit
Clonality:	polyclonal
Clone ID:	None
IsoType:	IgG
Storage:	PBS with 0.02% sodium azide and 50% glycerol pH 7.3, -20°C for 12 months (Avoid repeated freeze / thaw cycles.)

Background

Substrate recognition component of a SCF(SKP1-CUL1-F-box protein) E3 ubiquitin-protein ligase complex which mediates the ubiquitination and subsequent proteasomal degradation of target proteins. Recognizes BIRC2 and DLGAP5. Plays a role downstream of PINK1 in the clearance of damaged mitochondria via selective autophagy(mitophagy) by targeting PARK2 to dysfunctional depolarized mitochondria. Promotes MFN1 ubiquitination.

Immunogen information

Immunogen:	F-box protein 7
Synonyms:	FBX7
Observed MW:	58.5 kDa
UniprotID :	Q9Y3I1

Application

Reactivity:	Human, Mouse
Tested Application:	ELISA, WB, IHC, IP
Recommended dilution:	WB: 1:500-1:2000; IP: 1:200-1:1000; IHC: 1:20-1:200

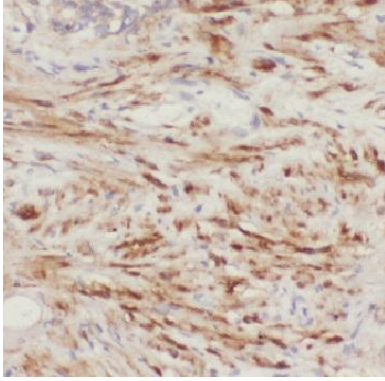
Wuhan Fine Biotech Co., Ltd.

B9 Bld, High-Tech Medical Devices Park, No. 818 GaoxinAve.East Lake High-Tech Development Zone.Wuhan, Hubei, China(430206)


Tel : (0086)027-87384275

Fax: (0086)027-87800889 www.fn-test.com

Image:



Immunohistochemistry of paraffin-embedded human prostate cancer using FNab03049(FBXO7 antibody) at dilution of 1:100




IP Result of anti-FBXO7 (IP:FNab03049, 3ug; Detection:FNab03049 1:800) with mouse testis tissue lysate 4000ug.

Wuhan Fine Biotech Co., Ltd.

B9 Bld, High-Tech Medical Devices Park, No. 818 GaoxinAve. East Lake High-Tech Development Zone. Wuhan, Hubei, China(430206)

Tel : (0086)027-87384275

Fax: (0086)027-87800889 www.fn-test.com



HeLa cells were subjected to SDS PAGE followed by western blot with FNab03049(FBXO7 antibody) at dilution of 1:1000