

## anti- ENO1 antibody

### Product Information

Catalog No.:	FNab02765
Size:	100µg
Form:	liquid
Purification:	Immunogen affinity purified
Purity:	≥95% as determined by SDS-PAGE
Host:	Rabbit
Clonality:	polyclonal
Clone ID:	None
IsoType:	IgG
Storage:	PBS with 0.02% sodium azide and 50% glycerol pH 7.3, -20°C for 12 months (Avoid repeated freeze / thaw cycles.)

### Background

Multifunctional enzyme that, as well as its role in glycolysis, plays a part in various processes such as growth control, hypoxia tolerance and allergic responses. May also function in the intravascular and pericellular fibrinolytic system due to its ability to serve as a receptor and activator of plasminogen on the cell surface of several cell-types such as leukocytes and neurons. Stimulates immunoglobulin production. MBP1 binds to the myc promoter and acts as a transcriptional repressor. May be a tumor suppressor.

### Immunogen information

Immunogen:	Alpha-enolase
Synonyms:	ENO1L1, MBPB1, MPB1
Observed MW:	47 kDa
UniprotID :	P06733

### Application

Reactivity:	Human, Mouse, Rat
Tested Application:	ELISA, WB, IF, IP

### Wuhan Fine Biotech Co., Ltd.

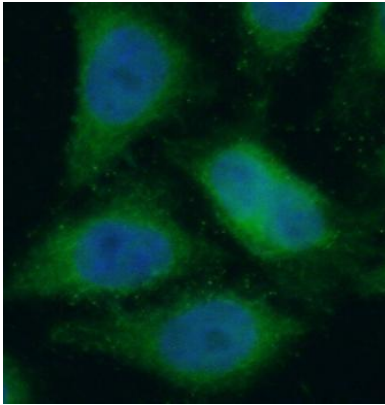
B9 Bld, High-Tech Medical Devices Park, No. 818 Gaoxin Ave. East Lake High-Tech Development Zone. Wuhan, Hubei, China (430206)

Tel : (0086)027-87384275

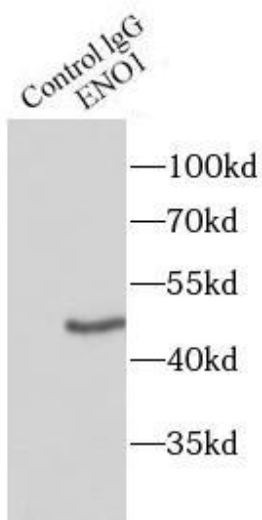
Fax: (0086)027-87800889 [www.fn-test.com](http://www.fn-test.com)

Recommended dilution: WB: 1:500-1:1000; IP: 1:50-1:200; IF: 1:50-1:100

Image:



Immunofluorescent analysis of HeLa cells, using FNab02765 at 1:50 dilution and Alexa Fluor 488-conjugated Goat Anti-Rabbit IgG(H+L)



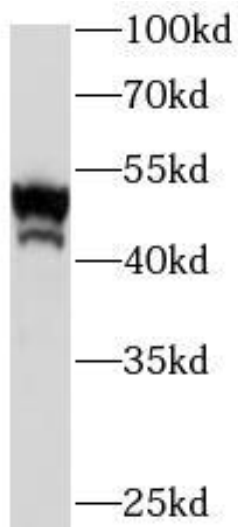
IP Result of anti-ENO1 (IP: FNab02765, 4ug; Detection: FNab02765 1:500) with HeLa cells lysate 2000ug.

**Wuhan Fine Biotech Co., Ltd.**

B9 Bld, High-Tech Medical Devices Park, No. 818 GaoxinAve. East Lake High-Tech Development Zone. Wuhan, Hubei, China(430206)

Tel : (0086)027-87384275

Fax: (0086)027-87800889 [www.fn-test.com](http://www.fn-test.com)



HeLa cells were subjected to SDS PAGE followed by western blot with FNab02765(ENO1 antibody) at dilution of 1:1000