

## anti- EIF2C1-Specific antibody

### Product Information

Catalog No.:	FNab02697
Size:	100µg
Form:	liquid
Purification:	Immunogen affinity purified
Purity:	≥95% as determined by SDS-PAGE
Host:	Rabbit
Clonality:	polyclonal
Clone ID:	None
IsoType:	IgG
Storage:	PBS with 0.02% sodium azide and 50% glycerol pH 7.3, -20°C for 12 months (Avoid repeated freeze / thaw cycles.)

### Immunogen information

Immunogen:	eukaryotic translation initiation factor 2C, 1
Synonyms:	AGO1, Argonaute1, eIF 2C 1, EIF2C, eIF2C 1, EIF2C1, GERP95, hAgo1, Protein argonaute 1, Q99
Observed MW:	97 kDa
Uniprot ID :	Q9UL18

### Application

Reactivity:	Human, Mouse, Rat
Tested Application:	ELISA, WB, IHC, IF
Recommended dilution:	WB: 1:500-1:2000; IHC: 1:20-1:200; IF: 1:10-1:100
Image:	

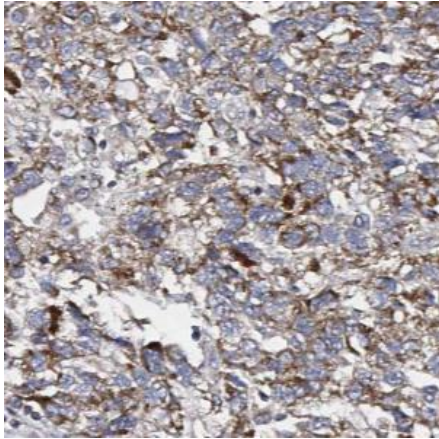
### Wuhan Fine Biotech Co., Ltd.

B9 Bld, High-Tech Medical Devices Park, No. 818 Gaoxin Ave. East Lake High-Tech Development Zone. Wuhan, Hubei, China(430206)

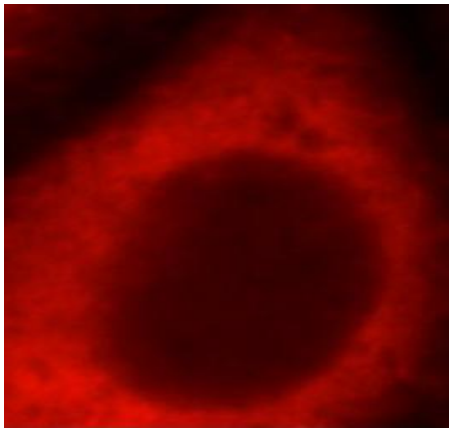
Tel : (0086)027-87384275

Fax: (0086)027-87800889

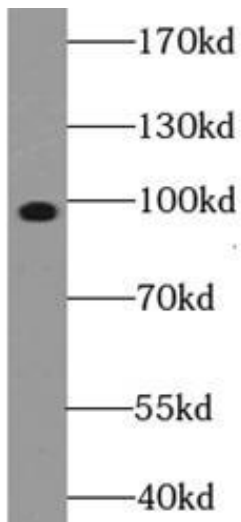
[www.fn-test.com](http://www.fn-test.com)



Immunohistochemistry of paraffin-embedded human cervical cancer using FNab02697(EIF2C1-Specific antibody) at dilution of 1:50



Immunofluorescent analysis of HepG2 cells using FNab02697 (EIF2C1-Specific antibody) at dilution of 1:25 and Rhodamine-Goat anti-Rabbit IgG



HeLa cells were subjected to SDS PAGE followed by western blot with FNab02697(EIF2C1-Specific antibody) at dilution of 1:1000