

anti- ECHS1 antibody

Product Information

Catalog No.:	FNab02624
Size:	100µg
Form:	liquid
Purification:	Protein A+G purification
Purity:	≥95% as determined by SDS-PAGE
Host:	Mouse
Clonality:	monoclonal
Clone ID:	1H0
IsoType:	IgG1
Storage:	PBS with 0.02% sodium azide and 50% glycerol pH 7.3, -20°C for 12 months (Avoid repeated freeze / thaw cycles.)

Background

Straight-chain enoyl-CoA thioesters from C4 up to at least C16 are processed, although with decreasing catalytic rate. Has high substrate specificity for crotonyl-CoA and moderate specificity for acryloyl-CoA, 3-methylcrotonyl-CoA and methacrylyl-CoA. It is noteworthy that binds tiglyl-CoA, but hydrates only a small amount of this substrate.

Immunogen information

Immunogen:	enoyl Coenzyme A hydratase, short chain, 1, mitochondrial
Synonyms:	None
Observed MW:	31 kDa
UniprotID :	P30084

Application

Reactivity:	Human
Tested Application:	ELISA, WB, IHC, IP, IF
Recommended dilution:	WB: 1:2000-1:20000; IP: 1:500-1:2000; IHC: 1:50-1:1000; IF: 1:20-1:200

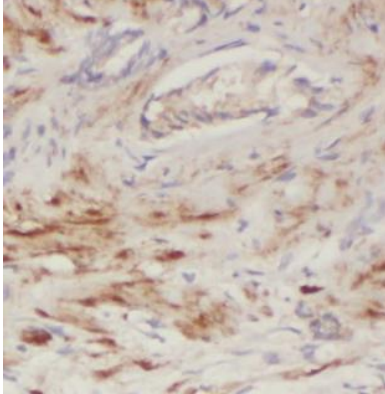
Wuhan Fine Biotech Co., Ltd.

B9 Bld, High-Tech Medical Devices Park, No. 818 GaoxinAve. East Lake High-Tech Development Zone. Wuhan, Hubei, China(430206)

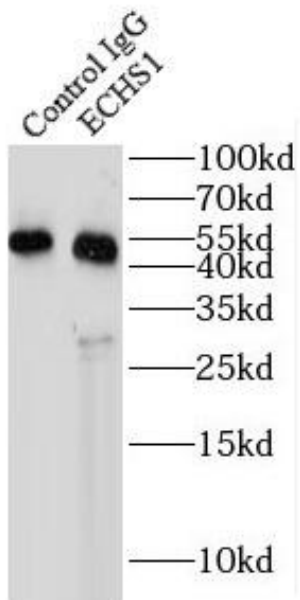
Tel : (0086)027-87384275

Fax: (0086)027-87800889 www.fn-test.com

Image:



Immunohistochemistry of paraffin-embedded human prostate cancer tissue slide using FNab02624(ECHS1 Antibody) at dilution of 1:50



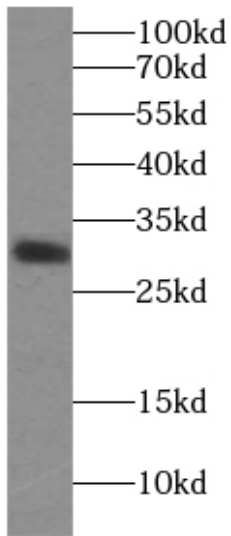
IP Result of anti-ECHS1 (IP:FNab02624, 3ug; Detection:FNab02624 1:500) with PC-3 cells lysate 3000ug.

Wuhan Fine Biotech Co., Ltd.

B9 Bld, High-Tech Medical Devices Park, No. 818 GaoxinAve. East Lake High-Tech Development Zone. Wuhan, Hubei, China(430206)

Tel : (0086)027-87384275

Fax: (0086)027-87800889 www.fn-test.com



HepG2 cells were subjected to SDS PAGE followed by western blot with FNab02624(ECHS1 antibody) at dilution of 1:1000