

## anti- DTYMK antibody

### Product Information

Catalog No.:	FNab02558
Size:	100µg
Form:	liquid
Purification:	Immunogen affinity purified
Purity:	≥95% as determined by SDS-PAGE
Host:	Rabbit
Clonality:	polyclonal
Clone ID:	None
IsoType:	IgG
Storage:	PBS with 0.02% sodium azide and 50% glycerol pH 7.3, -20°C for 12 months (Avoid repeated freeze / thaw cycles.)

### Background

Catalyzes the conversion of dTMP to dTDP.

### Immunogen information

Immunogen:	deoxythymidylatekinase(thymidylate kinase)
Synonyms:	CDC8, TMPK, TYMK
Observed MW:	24 kDa
UniprotID :	P23919

### Application

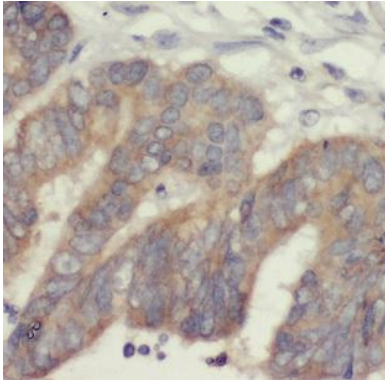
Reactivity:	Human, Mouse
Tested Application:	ELISA, WB, IHC, IF, FC, IP
Recommended dilution:	WB: 1:500-1:2000; IP: 1:200-1:1000; IHC: 1:20-1:200; IF: 1:20-1:200
Image:	

### Wuhan Fine Biotech Co., Ltd.

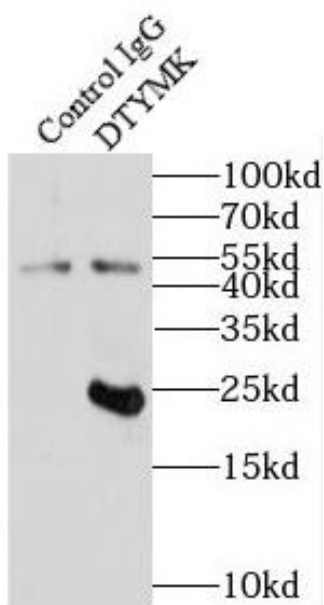
B9 Bld, High-Tech Medical Devices Park, No. 818 GaoxinAve.East Lake High-Tech Development Zone.Wuhan, Hubei, China(430206)

Tel : (0086)027-87384275

Fax: (0086)027-87800889 [www.fn-test.com](http://www.fn-test.com)



Immunohistochemistry of paraffin-embedded human colon cancer using FNab02558(DTYMK antibody) at dilution of 1:100



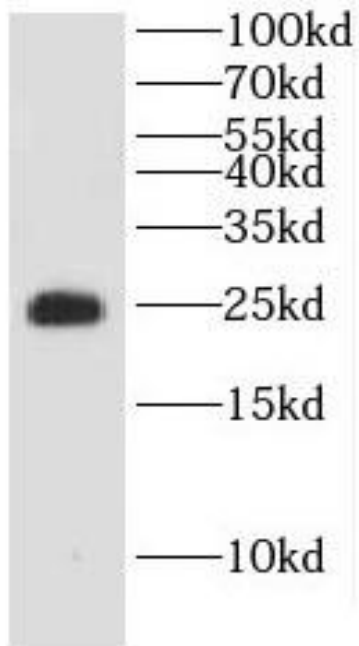
IP Result of anti-DTYMK (IP:FNab02558, 3ug; Detection:FNab02558 1:1000) with HeLa cells lysate 2800ug.

**Wuhan Fine Biotech Co., Ltd.**

B9 Bld, High-Tech Medical Devices Park, No. 818 GaoxinAve. East Lake High-Tech Development Zone. Wuhan, Hubei, China(430206)

Tel : (0086)027-87384275

Fax: (0086)027-87800889 [www.fn-test.com](http://www.fn-test.com)



HeLa cells were subjected to SDS PAGE followed by western blot with FNab02558(DTYMK antibody) at dilution of 1:500