

anti- DBNL antibody

Product Information

| | |
|---------------|---|
| Catalog No.: | FNab02257 |
| Size: | 100µg |
| Form: | liquid |
| Purification: | Immunogen affinity purified |
| Purity: | ≥95% as determined by SDS-PAGE |
| Host: | Rabbit |
| Clonality: | polyclonal |
| Clone ID: | None |
| IsoType: | IgG |
| Storage: | PBS with 0.02% sodium azide and 50% glycerol pH 7.3, -20°C for 12 months (Avoid repeated freeze / thaw cycles.) |

Background

Adapter protein that binds F-actin and DNMI, and thereby plays a role in receptor-mediated endocytosis. Plays a role in the reorganization of the actin cytoskeleton, formation of cell projections, such as neurites, in neuron morphogenesis and synapse formation via its interaction with WASL and COBL. Does not bind G-actin and promote actin polymerization by itself. Required for the formation of organized podosomes (By similarity). May act as a common effector of antigen receptor-signaling pathways in leukocytes. Acts as a key component of the immunological synapse that regulates T-cell activation by bridging TCRs and the actin cytoskeleton to gene activation and endocytic processes.

Immunogen information

| | |
|--------------|--------------|
| Immunogen: | drebrin-like |
| Synonyms: | CMAP, SH3P7 |
| Observed MW: | 55 kDa |
| UniprotID : | Q9UJU6 |

Application

Wuhan Fine Biotech Co., Ltd.

B9 Bld, High-Tech Medical Devices Park, No. 818 Gaoxin Ave. East Lake High-Tech Development Zone. Wuhan, Hubei, China (430206)

Tel : (0086)027-87384275

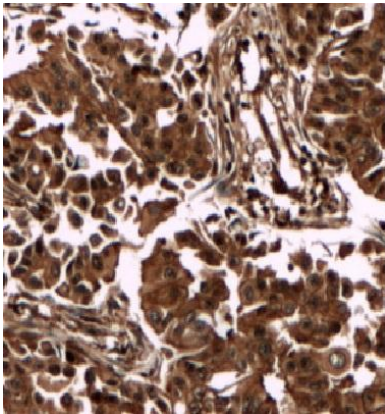
Fax: (0086)027-87800889 www.fn-test.com

Reactivity: Human, Mouse, Rat

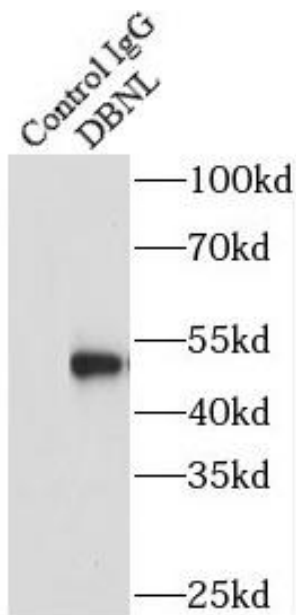
Tested Application: ELISA, WB, IHC, IF, IP

Recommended dilution: WB: 1:500-1:2000; IP: 1:200-1:1000; IHC: 1:20-1:200; IF: 1:20-1:200

Image:



Immunohistochemistry of paraffin-embedded human breast cancer using FNab02257(DBNL antibody) at dilution of 1:100



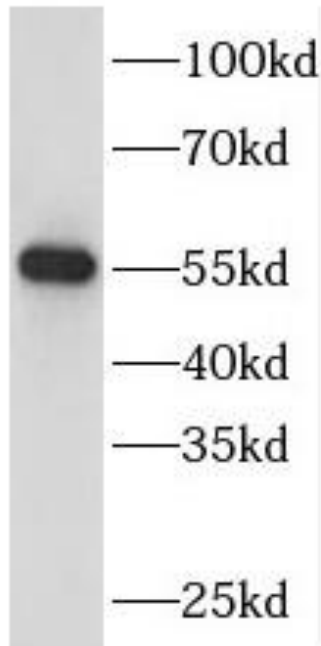
IP Result of anti-DBNL (IP:FNab02257, 4ug; Detection:FNab02257 1:1000) with mouse brain tissue lysate 2640ug.

Wuhan Fine Biotech Co., Ltd.

B9 Bld, High-Tech Medical Devices Park, No. 818 GaoxinAve. East Lake High-Tech Development Zone. Wuhan, Hubei, China(430206)

Tel : (0086)027-87384275

Fax: (0086)027-87800889 www.fn-test.com



mouse brain tissue were subjected to SDS PAGE followed by western blot with FNab02257(DBNL antibody) at dilution of 1:1000