

anti- DAAM1 antibody

Product Information

Catalog No.:	FNab02227
Size:	100µg
Form:	liquid
Purification:	Immunogen affinity purified
Purity:	≥95% as determined by SDS-PAGE
Host:	Rabbit
Clonality:	polyclonal
Clone ID:	None
IsoType:	IgG
Storage:	PBS with 0.02% sodium azide and 50% glycerol pH 7.3, -20°C for 12 months (Avoid repeated freeze / thaw cycles.)

Background

Binds to disheveled(Dvl) and Rho, and mediates Wnt-induced Dvl-Rho complex formation. May play a role as a scaffolding protein to recruit Rho-GDP and Rho-GEF, thereby enhancing Rho-GTP formation.Can direct nucleation and elongation of new actin filaments.

Immunogen information

Immunogen:	dishevelled associated activator of morphogenesis 1
Synonyms:	KIAA0666
Observed MW:	123 kDa
UniprotID :	Q9Y4D1

Application

Reactivity:	Human, Mouse, Rat
Tested Application:	ELISA, WB, IHC, IF, IP
Recommended dilution:	WB: 1:500-1:2000; IP: 1:200-1:1000; IHC: 1:20-1:200; IF: 1:20-1:200
Image:	

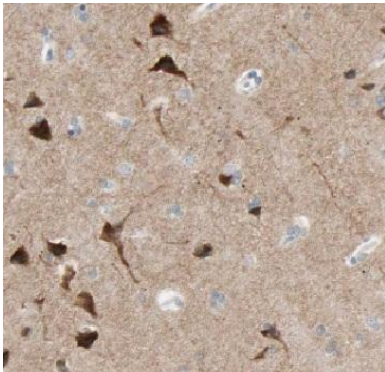
1

Wuhan Fine Biotech Co., Ltd.


B9 Bld, High-Tech Medical Devices Park, No. 818 GaoxinAve.East Lake High-Tech Development Zone.Wuhan, Hubei, China(430206)

Tel : (0086)027-87384275

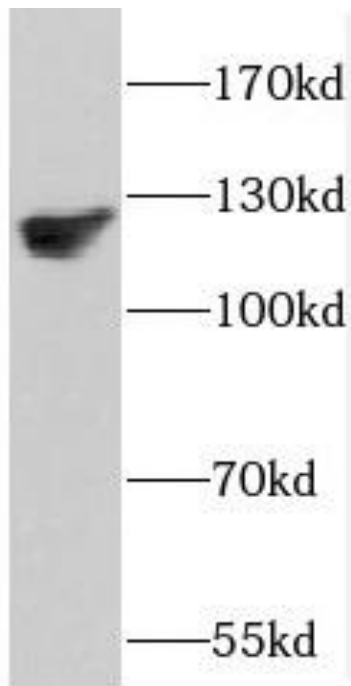
Fax: (0086)027-87800889 www.fn-test.com



Immunohistochemistry of paraffin-embedded human brain using FNab02227(DAAM1 antibody) at dilution of 1:100



IP Result of anti-DAAM1 (IP:FNab02227, 3ug; Detection:FNab02227 1:500) with mouse liver tissue lysate 8000ug.



human heart tissue were subjected to SDS PAGE followed by western blot with FNab02227(DAAM1 antibody) at dilution of 1:500