

anti- Cytokeratin 18 antibody

Product Information

Catalog No.:	FNab02204
Size:	100µg
Form:	liquid
Purification:	Immunogen affinity purified
Purity:	≥95% as determined by SDS-PAGE
Host:	Rabbit
Clonality:	polyclonal
Clone ID:	None
IsoType:	IgG
Storage:	PBS with 0.02% sodium azide and 50% glycerol pH 7.3, -20°C for 12 months (Avoid repeated freeze / thaw cycles.)

Background

None

Immunogen information

Immunogen:	keratin 18
Synonyms:	None
Observed MW:	48 kDa
UniprotID :	P05783

Application

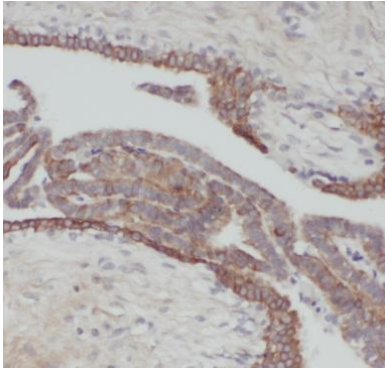
Reactivity:	Human
Tested Application:	ELISA, WB, IP, IHC, IF, FC
Recommended dilution:	WB: 1:500-1:2000; IP: 1:200-1:1000; IHC: 1:20-1:200; IF: 1:20-1:200
Image:	

Wuhan Fine Biotech Co., Ltd.

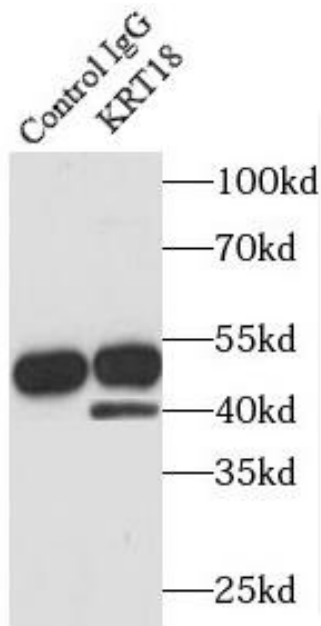
B9 Bld, High-Tech Medical Devices Park, No. 818 GaoxinAve.East Lake High-Tech Development Zone.Wuhan, Hubei, China(430206)

Tel : (0086)027-87384275


Fax: (0086)027-87800889 www.fn-test.com



Immunohistochemistry of paraffin-embedded human renal cell carcinoma tissue slide using FNab02204(KRT18 Antibody) at dilution of 1:200 heat mediated antigen retrieved with Tris-EDTA buffer(pH9).



IP Result of anti-Cytokeratin 18 (IP:FNab02204, 3ug; Detection:FNab02204 1:2000) with A431 cells lysate 3300ug.



A431 cells were subjected to SDS PAGE followed by western blot with FNab02204(KRT18 antibody) at dilution of 1:1000