

## anti- CYP11B2 antibody

### Product Information

Catalog No.:	FNab02144
Size:	100µg
Form:	liquid
Purification:	Immunogen affinity purified
Purity:	≥95% as determined by SDS-PAGE
Host:	Rabbit
Clonality:	polyclonal
Clone ID:	None
IsoType:	IgG
Storage:	PBS with 0.02% sodium azide and 50% glycerol pH 7.3, -20°C for 12 months (Avoid repeated freeze / thaw cycles.)

### Background

Preferentially catalyzes the conversion of 11-deoxycorticosterone to aldosterone via corticosterone and 18-hydroxycorticosterone.

### Immunogen information

Immunogen:	cytochrome P450, family 11, subfamily B, polypeptide 2
Synonyms:	ALDOS, Aldosterone synthase, CPN2, CYP11B, CYP11B2, CYP11BL, CYPXIB2, Cytochrome P 450Aldo, Cytochrome P 450C18, P 450C18, P450aldo, P450C18, Steroid 18 hydroxylase
Observed MW:	50 kDa
Uniprot ID :	P19099

### Application

Reactivity:	Human, Mouse, Rat
Tested Application:	ELISA, IHC, WB, IF
Recommended dilution:	WB: 1:500-1:2000; IHC: 1:20-1:200; IF: 1:10-1:100

### Wuhan Fine Biotech Co., Ltd.

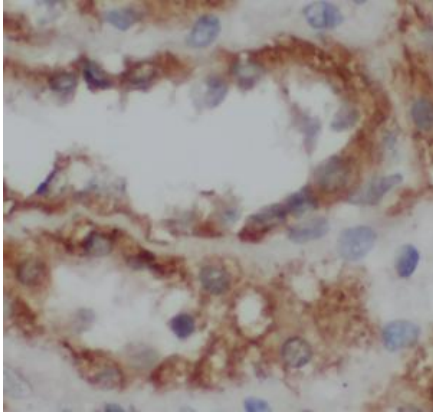
B9 Bld, High-Tech Medical Devices Park, No. 818 Gaoxin Ave. East Lake High-Tech Development Zone. Wuhan, Hubei, China(430206)

Tel : (0086)027-87384275

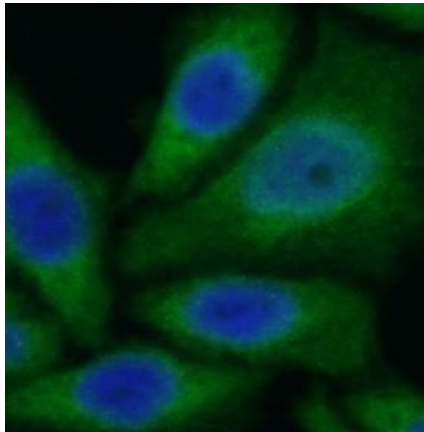
Fax: (0086)027-87800889

[www.fn-test.com](http://www.fn-test.com)

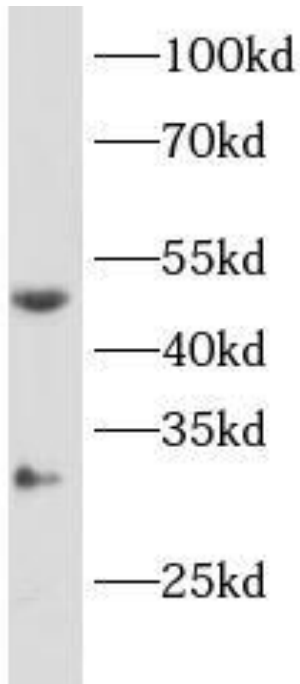
Image:



Immunohistochemistry of paraffin-embedded human kidney tissue slide using FNab02144(CYP11B2 Antibody) at dilution of 1:50



Immunofluorescent analysis of HeLa cells using FNab02144 (CYP11B2 antibody) at dilution of 1:50 and Alexa Fluor 488-conjugated Goat Anti-Rabbit IgG(H+L)



SKOV-3 cells were subjected to SDS PAGE followed by western blot with FNab02144(CYP11B2 Antibody) at dilution of 1:1000