

## CXCR2 antibody

### Product Information

Catalog No.:	FNab02100
Size:	100µg
Form:	liquid
Purification:	Immunogen affinity purified
Purity:	≥95% as determined by SDS-PAGE
Host:	Rabbit
Clonality:	polyclonal
IsoType:	IgG
Storage:	PBS with 0.02% sodium azide and 50% glycerol pH 7.3, -20°C for 12 months (Avoid repeated freeze / thaw cycles.)

### Background

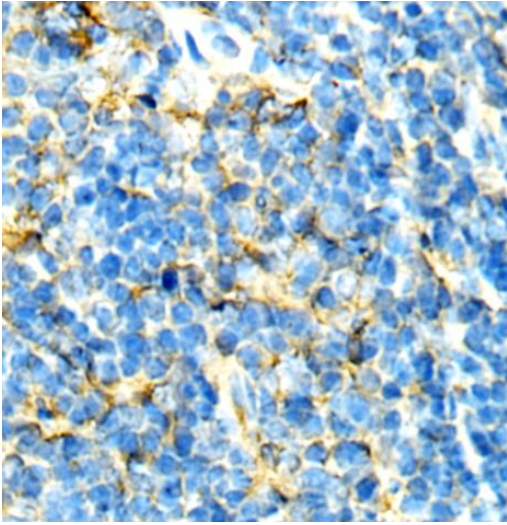
Receptor for interleukin-8 which is a powerful neutrophil chemotactic factor. Binding of IL-8 to the receptor causes activation of neutrophils. This response is mediated via a G-protein that activates a phosphatidylinositol-calcium second messenger system. Binds to IL-8 with high affinity. Also binds with high affinity to CXCL3, GRO/MGSA and NAP-2.

### Immunogen information

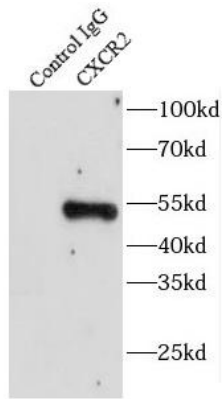
Immunogen:	interleukin 8 receptor, beta
Synonyms:	IL8RB
Observed MW:	45-50 kDa
Uniprot ID :	P25025

### Application

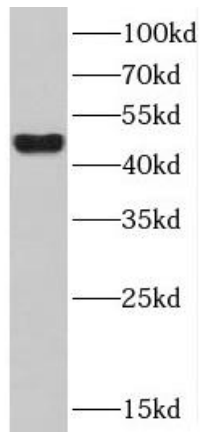
Reactivity:	Human, Mouse, Rat
Tested Application:	ELISA, WB, IHC, IF, IP
Recommended dilution:	WB: 1:500-1:2000; IP:1:200-1:1000; IHC: 1:50-1:200; IF: 1:20-1:200
Image:	



Immunohistochemistry of paraffin-embedded mouse spleen slide using FNab02100(CXCR2 Antibody) at dilution of 1:50



IP Result of anti-CXCR2 (IP:FNab02100, 4ug; Detection:FNab02100 1:1000) with HepG2 cells lysate 3200ug.



L02 cells were subjected to SDS PAGE followed by western blot with FNab02100(CXCR2 antibody) at dilution of 1:2000