

anti- CTTNBP2 antibody

Product Information

Catalog No.:	FNab02068
Size:	100µg
Form:	liquid
Purification:	Immunogen affinity purified
Purity:	≥95% as determined by SDS-PAGE
Host:	Rabbit
Clonality:	polyclonal
Clone ID:	None
IsoType:	IgG
Storage:	PBS with 0.02% sodium azide and 50% glycerol pH 7.3, -20°C for 12 months (Avoid repeated freeze / thaw cycles.)

Background

Regulates the dendritic spine distribution of CTTN/cortactin in hippocampal neurons, thus controls dendritic spinogenesis and dendritic spine maintenance.

Immunogen information

Immunogen:	cortactin binding protein 2
Synonyms:	C7orf8, CORTBP2, KIAA1758
Observed MW:	181kd
UniprotID :	Q8WZ74

Application

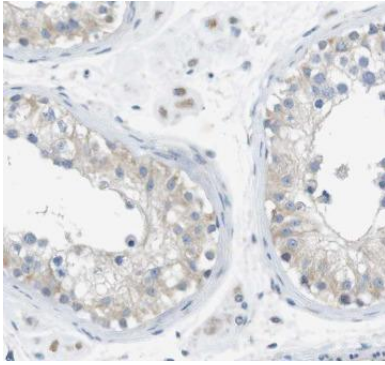
Reactivity:	Human, Mouse
Tested Application:	ELISA, WB, IHC, IP
Recommended dilution:	WB: 1:500-1:2000; IP: 1:500-1:1000; IHC: 1:20-1:200
Image:	

Wuhan Fine Biotech Co., Ltd.

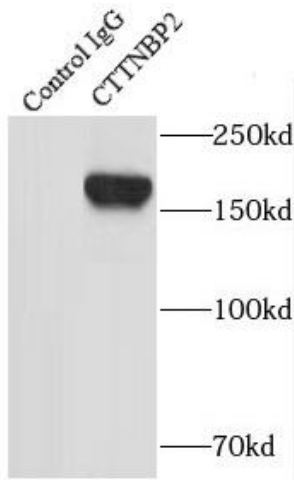
B9 Bld, High-Tech Medical Devices Park, No. 818 GaoxinAve. East Lake High-Tech Development Zone. Wuhan, Hubei, China(430206)

Tel : (0086)027-87384275

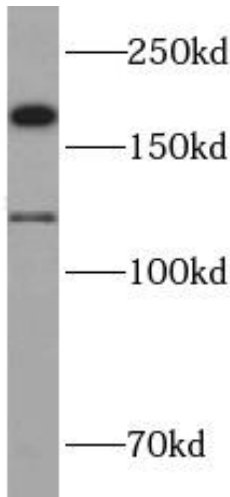
Fax: (0086)027-87800889 www.fn-test.com



Immunohistochemistry of paraffin-embedded human testis using FNab02068(CTTNBP2 antibody) at dilution of 1:100



IP Result of anti-CTTNBP2 (IP:FNab02068, 5ug; Detection:FNab02068 1:500) with mouse brain tissue lysate 4000ug.



mouse brain tissue were subjected to SDS PAGE followed by western blot with FNab02068(CTTNBP2 antibody) at dilution of 1:500

Wuhan Fine Biotech Co., Ltd.

B9 Bld, High-Tech Medical Devices Park, No. 818 GaoxinAve.East Lake High-Tech Development Zone.Wuhan, Hubei, China(430206)

Tel :(0086)027-87384275

Fax: (0086)027-87800889 www.fn-test.com