

anti- CTCF antibody

Product Information

Catalog No.:	FNab02049
Size:	100µg
Form:	liquid
Purification:	Immunogen affinity purified
Purity:	≥95% as determined by SDS-PAGE
Host:	Rabbit
Clonality:	polyclonal
Clone ID:	None
IsoType:	IgG
Storage:	PBS with 0.02% sodium azide and 50% glycerol pH 7.3, -20°C for 12 months (Avoid repeated freeze / thaw cycles.)

Background

This gene is a member of the BORIS + CTCF gene family and encodes a transcriptional regulator protein with 11 highly conserved zinc finger (ZF) domains. This nuclear protein is able to use different combinations of the ZF domains to bind different DNA target sequences and proteins. Depending upon the context of the site, the protein can bind a histone acetyltransferase (HAT)-containing complex and function as a transcriptional activator or bind a histone deacetylase (HDAC)-containing complex and function as a transcriptional repressor. If the protein is bound to a transcriptional insulator element, it can block communication between enhancers and upstream promoters, thereby regulating imprinted expression. Mutations in this gene have been associated with invasive breast cancers, prostate cancers, and Wilms's tumors. Alternatively spliced transcript variants encoding different isoforms have been found for this gene.

Immunogen information

Immunogen:	CCCTC-binding factor (zinc finger protein)
Synonyms:	None
Observed MW:	135 kDa
UniprotID :	P49711

Wuhan Fine Biotech Co., Ltd.

B9 Bld, High-Tech Medical Devices Park, No. 818 GaoxinAve. East Lake High-Tech Development Zone. Wuhan, Hubei, China(430206)

Tel : (0086)027-87384275

Fax: (0086)027-87800889 www.fn-test.com

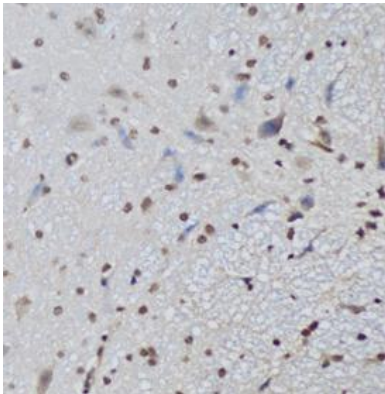
Application

Reactivity: Human, Mouse, Rat


Tested Application: ELISA, WB, IHC, IP

Recommended dilution: WB: 1:1000 - 1:2000; IHC: 1:50 - 1:200; ChIP : 1:50 - 1:200

Image:



Immunohistochemistry of paraffin-embedded mouse brain using FNab02049(CTCF antibody) at dilution of 1:100



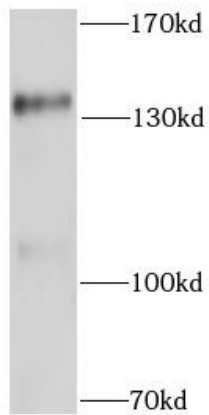
IP Result of anti-CTCF (IP:FNab02049, 5ug; Detection:FNab02049 1:300) with MCF-7 cells lysate 2560ug.

Wuhan Fine Biotech Co., Ltd.

B9 Bld, High-Tech Medical Devices Park, No. 818 GaoxinAve. East Lake High-Tech Development Zone. Wuhan, Hubei, China(430206)

Tel : (0086)027-87384275

Fax: (0086)027-87800889 www.fn-test.com



human brain tissue were subjected to SDS PAGE followed by western blot with FNab02049(CTCF antibody) at dilution of 1:1000

Wuhan Fine Biotech Co., Ltd.

B9 Bld, High-Tech Medical Devices Park, No. 818 GaoxinAve.East Lake High-Tech Development Zone.Wuhan, Hubei, China(430206)

Tel :(0086)027-87384275

Fax: (0086)027-87800889 www.fn-test.com