

## anti- CRAT antibody

### Product Information

Catalog No.:	FNab01952
Size:	100µg
Form:	liquid
Purification:	Immunogen affinity purified
Purity:	≥95% as determined by SDS-PAGE
Host:	Rabbit
Clonality:	polyclonal
Clone ID:	None
IsoType:	IgG
Storage:	PBS with 0.02% sodium azide and 50% glycerol pH 7.3, -20°C for 12 months (Avoid repeated freeze / thaw cycles.)

### Background

Carnitine acetylase is specific for short chain fatty acids. Carnitine acetylase seems to affect the flux through the pyruvate dehydrogenase complex. It may be involved as well in the transport of acetyl-CoA into mitochondria.

### Immunogen information

Immunogen:	carnitine acetyltransferase
Synonyms:	CACP, Carnitine acetylase, carnitine acetyltransferase, Carnitine O acetyltransferase, CAT, CAT1, CRAT
Observed MW:	55-68 kDa
UniprotID :	P43155

### Application

Reactivity:	Human, Mouse
Tested Application:	ELISA, WB, IP, IF
Recommended dilution:	WB: 1:500-1:2000; IP: 1:200-1:1000; IF: 1:50-1: 100

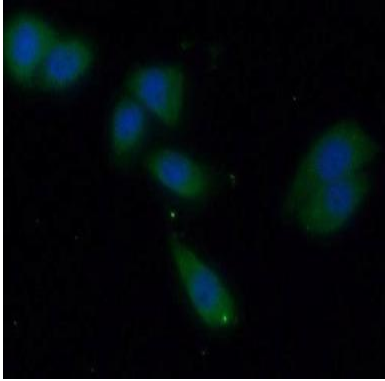
### Wuhan Fine Biotech Co., Ltd.

B9 Bld, High-Tech Medical Devices Park, No. 818 GaoxinAve. East Lake High-Tech Development Zone. Wuhan, Hubei, China(430206)

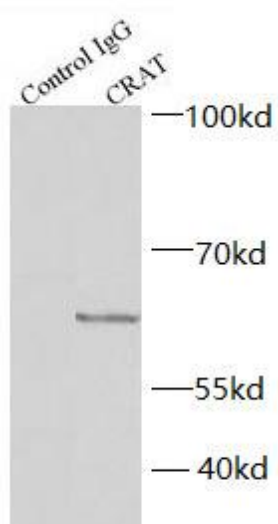
Tel : (0086)027-87384275

Fax: (0086)027-87800889 [www.fn-test.com](http://www.fn-test.com)

Image:



Immunofluorescence analysis of HeLa cells using CRAT antibody (FNab01952). Blue: DAPI for nuclear staining



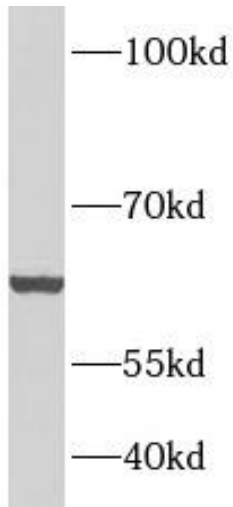
IP Result of anti-CRAT (IP:FNab01952, 4ug; Detection: FNab01952 1:300) with mouse skeletal muscle tissue lysate 3000ug.

**Wuhan Fine Biotech Co., Ltd.**

B9 Bld, High-Tech Medical Devices Park, No. 818 GaoxinAve. East Lake High-Tech Development Zone. Wuhan, Hubei, China(430206)

Tel : (0086)027-87384275

Fax: (0086)027-87800889 [www.fn-test.com](http://www.fn-test.com)



mouse heart tissue were subjected to SDS PAGE followed by western blot with FNab01952(CRAT antibody) at dilution of 1:1000