

anti-Claudin 11 antibody

Product Information

Catalog No.:	FNab01733
Size:	100µg
Form:	liquid
Purification:	Immunogen affinity purified
Purity:	≥95% as determined by SDS-PAGE
Host:	Rabbit
Clonality:	polyclonal
Clone ID:	None
IsoType:	IgG
Storage:	PBS with 0.02% sodium azide and 50% glycerol pH 7.3, -20°C for 12 months (Avoid repeated freeze / thaw cycles.)

Background

None

Immunogen information

Immunogen:	claudin 11
Synonyms:	claudin 11, CLDN11, OSP, OTM
Observed MW:	22 kDa
UniprotID :	O75508

Application

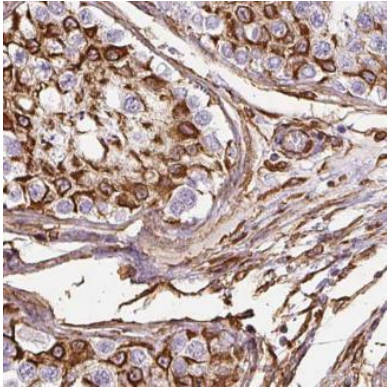
Reactivity:	Human
Tested Application:	ELISA, WB, IHC, IF, FC
Recommended dilution:	WB: 1:500-1:1000; IHC: 1:20-1:200; IF: 1:20-1:200
Image:	

Wuhan Fine Biotech Co., Ltd.

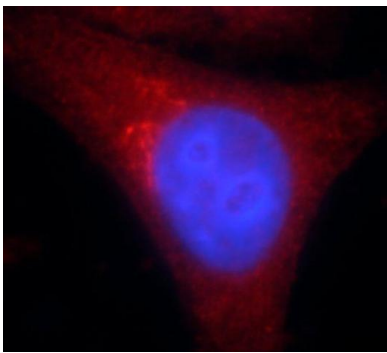
B9 Bld, High-Tech Medical Devices Park, No. 818 GaoxinAve. East Lake High-Tech Development Zone. Wuhan, Hubei, China(430206)

Tel : (0086)027-87384275

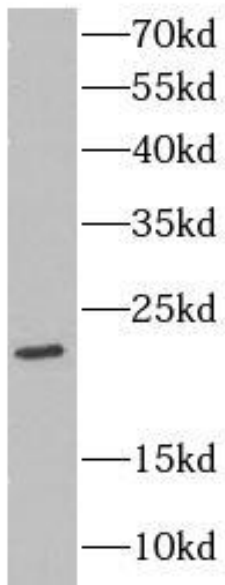
Fax: (0086)027-87800889 www.fn-test.com



Immunohistochemistry of paraffin-embedded human testis using FNab01733(CLDN11 antibody) at dilution of 1:50



Immunofluorescent analysis of HepG2 cells using CLDN11 antibody FNab01733 at 1:100 dilution and PE-labeled goat anti-rabbit IgG(red)



human testis tissue were subjected to SDS PAGE followed by western blot with FNab01733(CLDN11 antibody) at dilution of 1:500

Wuhan Fine Biotech Co., Ltd.

B9 Bld, High-Tech Medical Devices Park, No. 818 GaoxinAve.East Lake High-Tech Development Zone.Wuhan,
Hubei, China(430206)

Tel :(0086)027-87384275

Fax: (0086)027-87800889 www.fn-test.com