

## anti- Cathepsin K antibody

### Product Information

Catalog No.:	FNab01310
Size:	100µg
Form:	liquid
Purification:	Immunogen affinity purified
Purity:	≥95% as determined by SDS-PAGE
Host:	Rabbit
Clonality:	polyclonal
Clone ID:	None
IsoType:	IgG
Storage:	PBS with 0.02% sodium azide and 50% glycerol pH 7.3, -20°C for 12 months (Avoid repeated freeze / thaw cycles.)

### Immunogen information

Immunogen:	cathepsin K
Synonyms:	Cathepsin K, Cathepsin O, Cathepsin O2, Cathepsin X, CTSO2, CTSK, CTSO, CTSO1, CTSO2, PKND, PYCD
Observed MW:	30-37 kDa
Uniprot ID :	P43235

### Application

Reactivity:	Human, Mouse, Rat
Tested Application:	ELISA, IHC, WB, IP, IF
Recommended dilution:	WB: 1:500-1:2000; IP: 1:500-1:1000; IF: 1:20-1:200; IHC: 1:100-1:500
Image:	

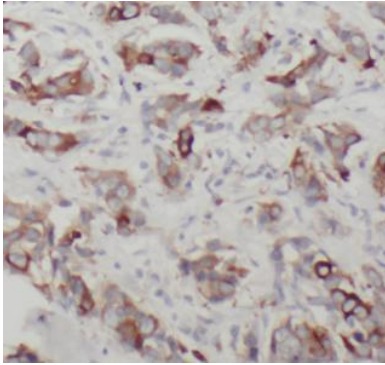
### Wuhan Fine Biotech Co., Ltd.

B9 Bld, High-Tech Medical Devices Park, No. 818 Gaoxin Ave. East Lake High-Tech Development Zone. Wuhan, Hubei, China(430206)

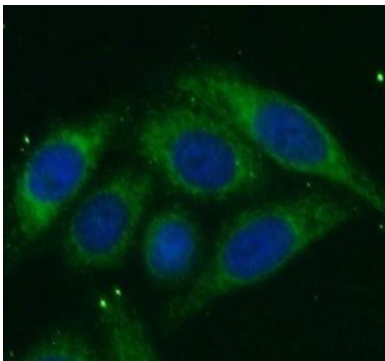
Tel : (0086)027-87384275

Fax: (0086)027-87800889

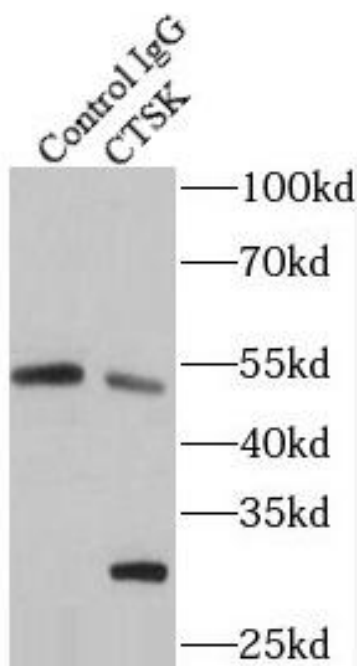
[www.fn-test.com](http://www.fn-test.com)



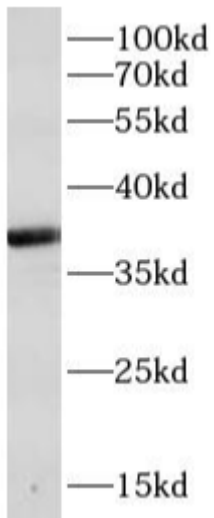
Immunohistochemistry of paraffin-embedded human breast cancer tissue slide using FNab01310(CTSK Antibody) at dilution of 1:200



Immunofluorescent analysis of HepG2 cells using FNab01310(CTSK Antibody) at dilution of 1:50 and Alexa Fluor 488-conjugated Goat Anti-Rabbit IgG(H+L)



IP Result of anti-Cathepsin K (IP:FNab01310, 3ug; Detection:FNab013101:500) with ROS1728 cells lysate 3200ug.



Hela cells were subjected to SDS PAGE followed by western blot with FNab01310(CTSK Antibody) at dilution of 1:1000