

anti- Cathepsin B antibody

Product Information

Catalog No.:	FNab01304
Size:	100µg
Form:	liquid
Purification:	Immunogen affinity purified
Purity:	≥95% as determined by SDS-PAGE
Host:	Rabbit
Clonality:	polyclonal
Clone ID:	None
IsoType:	IgG
Storage:	PBS with 0.02% sodium azide and 50% glycerol pH 7.3, -20°C for 12 months (Avoid repeated freeze / thaw cycles.)

Immunogen information

Immunogen:	cathepsin B
Synonyms:	APP secretase, APPS, cathepsin B, Cathepsin B1, CPSB, CTSB
Observed MW:	44 kDa
Uniprot ID :	P07858

Application

Reactivity:	Human, Mouse, Rat
Tested Application:	ELISA, WB, IHC, IF, FC
Recommended dilution:	WB: 1:500-1:1000; IHC: 1:100-1:400; IF: 1:10-1:100
Image:	

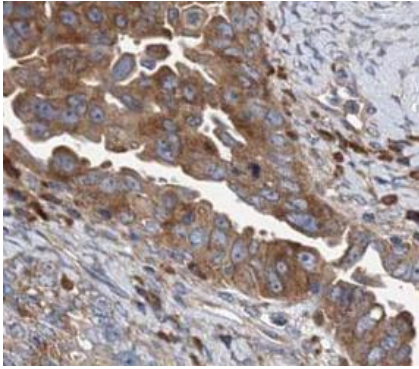
Wuhan Fine Biotech Co., Ltd.

B9 Bld, High-Tech Medical Devices Park, No. 818 Gaoxin Ave. East Lake High-Tech Development Zone. Wuhan, Hubei, China(430206)

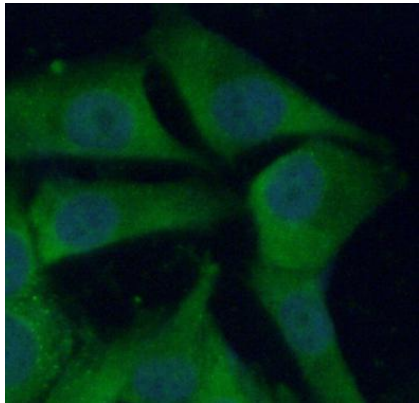
Tel : (0086)027-87384275

Fax: (0086)027-87800889

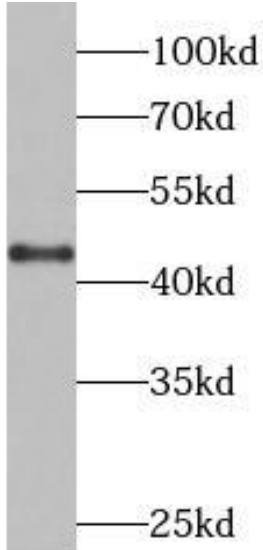
www.fn-test.com



Immunohistochemistry of paraffin-embedded human ovary tumor tissue slide using FNab01304 (Cathepsin B Antibody) at dilution of 1:200



Immunofluorescent analysis of A375 cells using FNab01304 (Cathepsin B antibody) at dilution of 1:25 and Alexa Fluor 488-conjugated Goat Anti-Rabbit IgG(H+L)



A375 cells were subjected to SDS PAGE followed by western blot with FNab01304 (CTSB antibody) at dilution of 1:800