

## anti- CAPZA2 antibody

### Product Information

Catalog No.:	FNab01258
Size:	100µg
Form:	liquid
Purification:	Immunogen affinity purified
Purity:	≥95% as determined by SDS-PAGE
Host:	Rabbit
Clonality:	polyclonal
Clone ID:	None
IsoType:	IgG
Storage:	PBS with 0.02% sodium azide and 50% glycerol pH 7.3, -20°C for 12 months (Avoid repeated freeze / thaw cycles.)

### Background

F-actin-capping proteins bind in a Ca(2+)-independent manner to the fast growing ends of actin filaments(barbed end) thereby blocking the exchange of subunits at these ends. Unlike other capping proteins(such as gelsolin and severin), these proteins do not sever actin filaments.

### Immunogen information

Immunogen:	capping protein(actin filament) muscle Z-line, alpha 2
Synonyms:	None
Observed MW:	33-40 kDa
UniprotID :	P47755

### Application

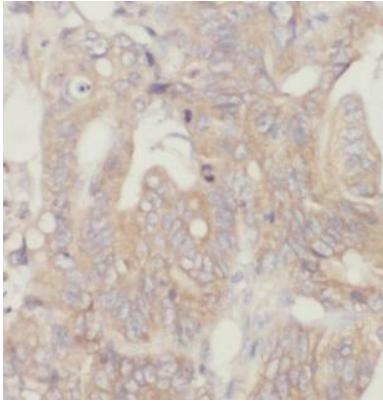
Reactivity:	Human, Mouse, Rat
Tested Application:	ELISA, WB, IHC, IP
Recommended dilution:	WB: 1:500-1:2000; IP: 1:500-1:1000; IHC: 1:50-1:200
Image:	

### Wuhan Fine Biotech Co., Ltd.

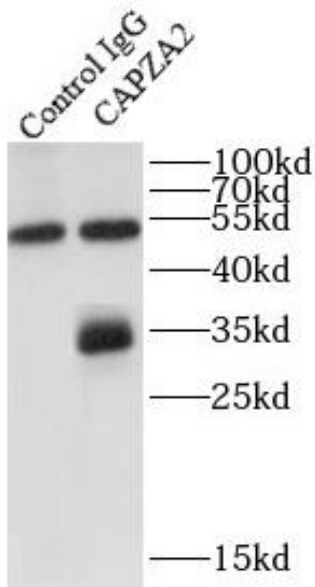
B9 Bld, High-Tech Medical Devices Park, No. 818 GaoxinAve.East Lake High-Tech Development Zone.Wuhan, Hubei, China(430206)

Tel :( 0086)027-87384275

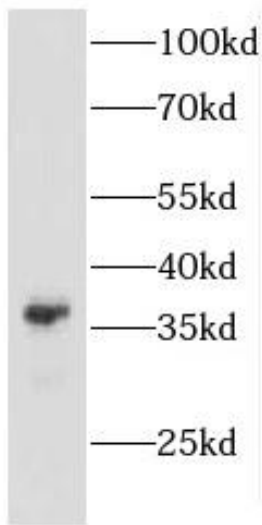
Fax: (0086)027-87800889 [www.fn-test.com](http://www.fn-test.com)



Immunohistochemistry of paraffin-embedded human colon cancer using FNab01258(CAPZA2 antibody) at dilution of 1:50



IP Result of anti-CAPZA2 (IP:FNab01258, 4ug; Detection:FNab01258 1:800) with mouse heart tissue lysate 4000ug.



mouse brain tissue were subjected to SDS PAGE followed by western blot with FNab01258(CAPZA2 Antibody) at dilution of 1:1000