

anti- Calponin antibody

Product Information

Catalog No.:	FNab01221
Size:	100µg
Form:	liquid
Purification:	Immunogen affinity purified
Purity:	≥95% as determined by SDS-PAGE
Host:	Rabbit
Clonality:	polyclonal
Clone ID:	None
IsoType:	IgG
Storage:	PBS with 0.02% sodium azide and 50% glycerol pH 7.3, -20°C for 12 months (Avoid repeated freeze / thaw cycles.)

Immunogen information

Immunogen:	calponin 1, basic, smooth muscle
Synonyms:	Basic calponin, Calponin, Calponin 1, Calponin H1, smooth muscle, CNN1, Sm Calp, SMCC
Observed MW:	35kd
Uniprot ID :	P51911

Application

Reactivity:	Human, Mouse, Rat
Tested Application:	ELISA, WB, IHC, IP
Recommended dilution:	WB: 1:500-1:2000; IP: 1:500-1:2000; IHC: 1:20-1:200
Image:	

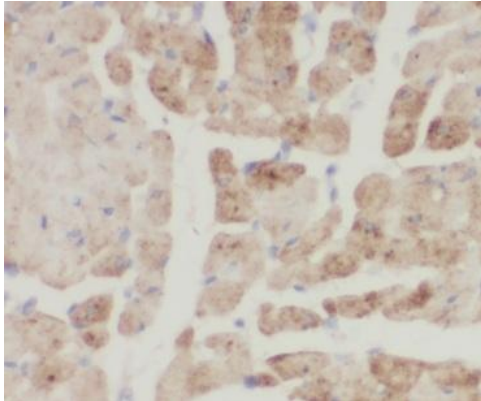
Wuhan Fine Biotech Co., Ltd.

B9 Bld, High-Tech Medical Devices Park, No. 818 Gaoxin Ave. East Lake High-Tech Development Zone. Wuhan, Hubei, China(430206)

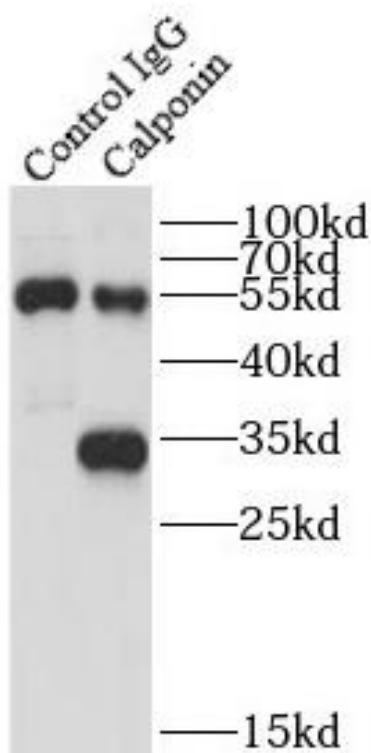
Tel : (0086)027-87384275

Fax: (0086)027-87800889

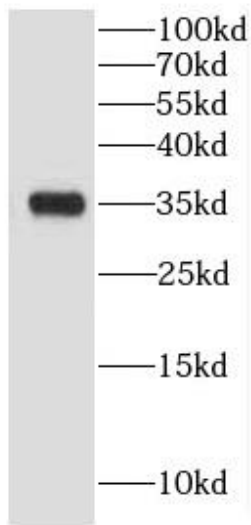
www.fn-test.com



Immunohistochemistry of paraffin-embedded human heart using FNab01221(CNN1 antibody) at dilution of 1:50



IP Result of anti-Calponin (IP:FNab01221, 4ug; Detection:FNab01221 1:1000) with mouse lung tissue lysate 2800ug.



mouse heart tissue were subjected to SDS PAGE followed by western blot with FNab01221(Calponin antibody) at dilution of 1:1000