

anti- BBS7 antibody

Product Information

Catalog No.:	FNab00823
Size:	100µg
Form:	liquid
Purification:	Immunogen affinity purified
Purity:	≥95% as determined by SDS-PAGE
Host:	Rabbit
Clonality:	polyclonal
Clone ID:	None
IsoType:	IgG
Storage:	PBS with 0.02% sodium azide and 50% glycerol pH 7.3, -20°C for 12 months (Avoid repeated freeze / thaw cycles.)

Background

The BBSome complex is thought to function as a coat complex required for sorting of specific membrane proteins to the primary cilia. The BBSome complex is required for ciliogenesis but is dispensable for centriolar satellite function. This ciliogenic function is mediated in part by the Rab8 GDP/GTP exchange factor, which localizes to the basal body and contacts the BBSome. Rab8(GTP) enters the primary cilium and promotes extension of the ciliary membrane. Firstly the BBSome associates with the ciliary membrane and binds to RAB3IP/Rabin8, the guanosyl exchange factor(GEF) for Rab8 and then the Rab8-GTP localizes to the cilium and promotes docking and fusion of carrier vesicles to the base of the ciliary membrane. The BBSome complex, together with the LTZL1, controls SMO ciliary trafficking and contributes to the sonic hedgehog(SHH) pathway regulation. Required for proper BBSome complex assembly and its ciliary localization.

Immunogen information

Immunogen:	Bardet-Biedl syndrome 7
Synonyms:	BBS2L1
Observed MW:	80 kDa
UniprotID :	Q8IWZ6

Wuhan Fine Biotech Co., Ltd.

B9 Bld, High-Tech Medical Devices Park, No. 818 GaoxinAve.East Lake High-Tech Development Zone.Wuhan, Hubei, China(430206)

Tel : (0086)027-87384275

Fax: (0086)027-87800889 www.fn-test.com

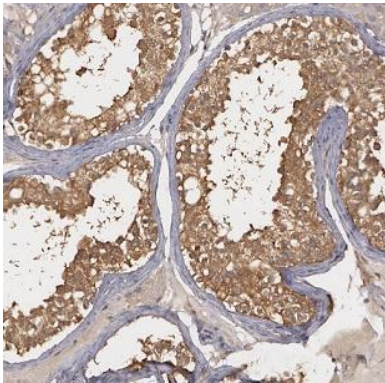
Application

Reactivity: Human, Mouse


Tested Application: ELISA, WB, IHC, IP

Recommended dilution: WB: 1:500-1:3000; IP: 1:500-1:1000; IHC: 1:20-1:200

Image:



Immunohistochemistry of paraffin-embedded human testis using FNab00823(BBS7 antibody) at dilution of 1:50



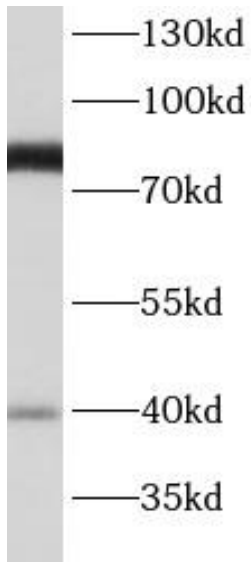
IP Result of anti-BBS7 (IP:FNab00823, 4ug; Detection:FNab00823 1:500) with mouse testis tissue lysate 4000ug.

Wuhan Fine Biotech Co., Ltd.

B9 Bld, High-Tech Medical Devices Park, No. 818 GaoxinAve. East Lake High-Tech Development Zone. Wuhan, Hubei, China(430206)

Tel : (0086)027-87384275

Fax: (0086)027-87800889 www.fn-test.com



human brain tissue were subjected to SDS PAGE followed by western blot with FNab00823(BBS7 antibody) at dilution of 1:1500

Wuhan Fine Biotech Co., Ltd.

B9 Bld, High-Tech Medical Devices Park, No. 818 GaoxinAve. East Lake High-Tech Development Zone. Wuhan, Hubei, China(430206)

Tel : (0086)027-87384275

Fax: (0086)027-87800889 www.fn-test.com